





## ROYALÉ TOUCHÉ


Introducing VR Technology for the 1st time in India for the Decor industry to visualize and experience your dream space before you build it. Royale Touche brings path breaking innovation in the field of decor.

get immersive experience for personalized decor selection using VR ( Virtual Reality) Technology. All our showrooms across India have now become VR Show-Rooms. Visualize your future space in a whole new 3D experience and make your selection by getting true to life picture. immerse yourself in the environment and get the perfect to scale ideation of the space and the product with expert help from our team.

Visit our Experience Center now and see the Future.



# ABOUT US



Royalé Touché is a pioneer of luxury laminates in India and was started in 1978 in Wadhwan city, Gujarat.

Royalé Touché laminates are manufactured at world-class facilities equipped with imported machinery from Spain and Italy.

Products are created with imported design papers made from highly guarantee longevity and ensure that the product looks great after years of wear or tear.

## VISION

Our vision is to change the way laminate surfaces are perceived by users all over the world. We envision becoming pioneers of modern laminates with innovation and aesthetic properties at the forefront.



## MISSION

At Royalé Touché our endeavour is to bring newness and positive change to everyday life. One way of doing this is by introducing a new product every 4 days.

We do not believe in resting on our laurels; we strive for greatness every day and every second.





SCAN QR CODE  
WITH RT LOGO BELOW  
EACH PRODUCT TO VIEW  
FULL SHEET & APPLICATION



This collection of laminates have a distinct character, simply because it uses cutting edge technology, is made with an intent to create inventive forms and give complete satisfaction to its customers in terms of designs, utility and longevity. The feel of this exquisite range of laminates enamors and creates a captivating essence to add grace to your decor in every possible way with elegance and brilliance.

## SPECIFICATION

**Product:** High Pressure Decorative Laminated Sheets

**Size:** 1220 x 2440 MM.

**Thickness:** 1 & 1.25 MM

## MAINTENANCE

Clean with mild soap solution or household detergent. Abrasive Cleaner should not be used. Avoid direct sunlight.

## RESISTANCE

To Surface wear, Immersion in boiling water, Direct impact by small diameter ball, Cigarette burns, staining, Scratches, Color change in Xenon Arc Light.

200+ SHOWROOMS | 100+ TEXTURES | 950+ DESIGNS | NEW DESIGN EVERY 4 DAYS



HEALTH FRIENDLY  
NON FADING COLOR  
UV PROTECTED



INNOVATIVE  
TEXTURES



ANTI FINGER  
MARK



MADE IN GERMANY  
HD PRINT



ANTI-BACTERIAL  
LAMINATES



4X ABRASION  
RESISTANCE




SCAN QR CODE  
TO DOWNLOAD OUR  
NEW MOBILE APP.



SCAN QR CODE TO  
FIND YOUR NEAREST  
DISPLAY SHOWROOM

# CRYSTAL


## 850 Scuff, Mar & Abrasion Resistant Laminate



CRYSTAL - 1123 ■ EB



CRYSTAL - 1112 ■ EB



CRYSTAL - 1161 ■ EB




CRYSTAL - 1149 (NEW)



CRYSTAL - 1136 (NEW)



CRYSTAL - 1138 (NEW)



CRYSTAL - 1148 (NEW)



CRYSTAL - 1137 (NEW)




CRYSTAL - 1181 ■ EB






CRYSTAL - 1150 (NEW)



CRYSTAL - 1166 ■ EB



CRYSTAL - 1162 ■ EB




EXACT MATCHING EDGE BANDING AVAILABLE



# Splendid

the reflective surface of the laminate adds a touch of elegance and sophistication to any space.



CRYSTAL - 1163 ■ EB



CRYSTAL - 1164 ■ EB



CRYSTAL - 1165 ■ EB



CRYSTAL - 1168 ■ EB



CRYSTAL - 1167 ■ EB



CRYSTAL - 1189 ■ EB



CRYSTAL - 1188 ■ EB



CRYSTAL - 1120 ■ EB



CRYSTAL - 1119 ■ EB

EXACT MATCHING EDGE BANDING AVAILABLE



CRYSTAL - 1105 ■ EB



CRYSTAL - 1176 ■ EB



CRYSTAL - 1104 ■ EB



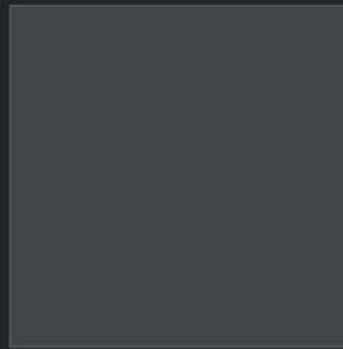
CRYSTAL - 1177 ■ EB



CRYSTAL - 1154 (NEW)



CRYSTAL - 1153 (NEW)



CRYSTAL - 1182 ■ EB



CRYSTAL - 1111 ■ EB



CRYSTAL - 1130 (NEW)




CRYSTAL - 1141 ■ EB



CRYSTAL - 1142 ■ EB




CRYSTAL - 1132 (NEW)




CRYSTAL - 1180 ■ EB



CRYSTAL - 1173 ■ EB



CRYSTAL - 1184 ■ EB



CRYSTAL - 1131 (NEW)

EXACT MATCHING EDGE BANDING AVAILABLE



EB - 1174

ROYALÉ TOUCHÉ

*Advant* **EDGE**

—• BANDING •—


Exact Matching Edge Banding Available

Royalé Touché is proud to introduce AdvantEDGE. A specially designed collection of 100% matching edge banding strips for its entire collection of solid colors in the CRYSTAL & CRYSTAL MATTY+ range. Produced as per the highest quality standards, these edge bands will enhance the beauty of your masterpiece..



# CRYSTAL

the high gloss finish of our laminates creates a stunning visual effect that will leave a lasting impression.



CRYSTAL - 1134

NEW




CRYSTAL - 1183

EB




CRYSTAL - 1143

EB



CRYSTAL - 1133

NEW




CRYSTAL - 1139

NEW




CRYSTAL - 1174

EB




CRYSTAL - 1186

EB



CRYSTAL - 1140

NEW




CRYSTAL - 1175

EB

EXACT MATCHING EDGE BANDING AVAILABLE






CRYSTAL - 1121

NEW




CRYSTAL - 1122

NEW



CRYSTAL - 1135

NEW



CRYSTAL - 1178

EB



CRYSTAL - 1185

EB



CRYSTAL - 1179

EB



CRYSTAL - 1169

EB



CRYSTAL - 1170

EB



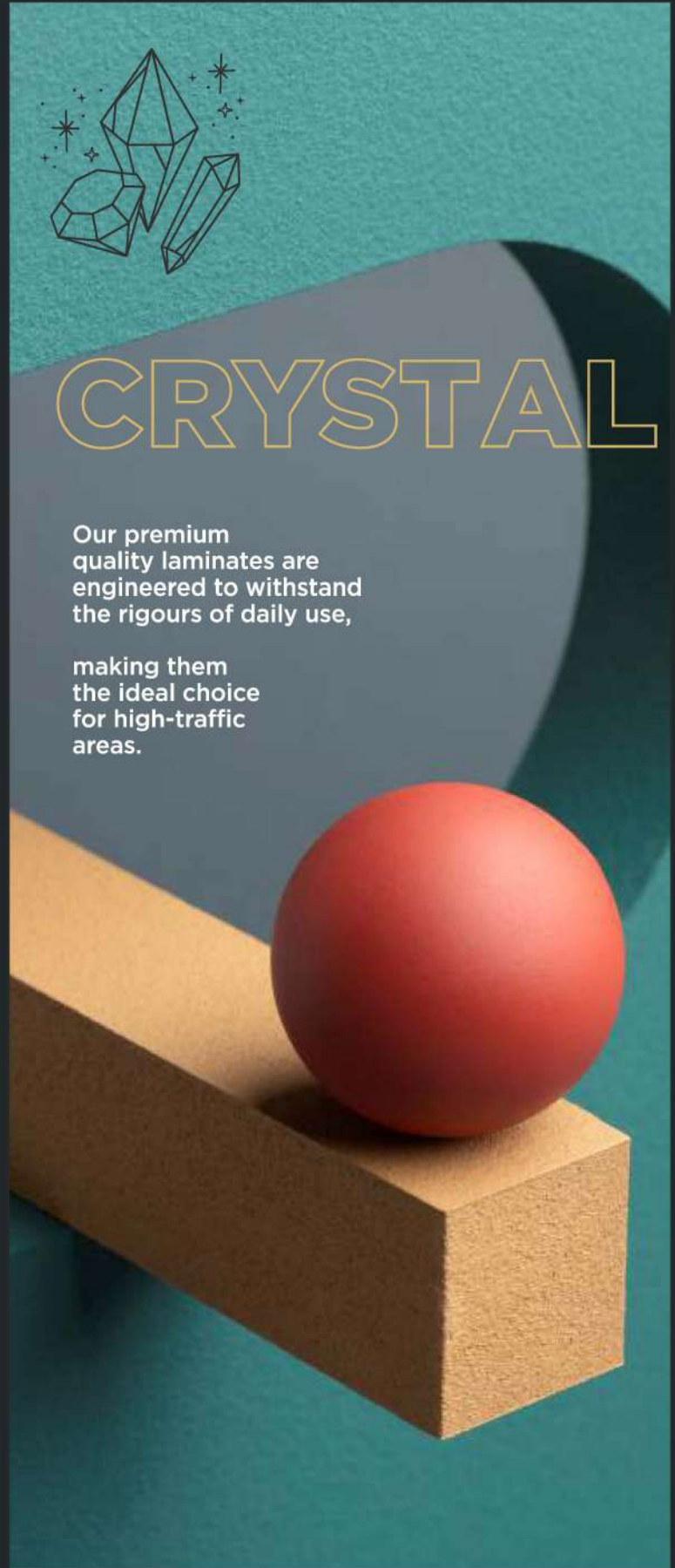
CRYSTAL - 1187

EB



CRYSTAL - 1172

EB



# CRYSTAL

Our premium quality laminates are engineered to withstand the rigours of daily use,

making them the ideal choice for high-traffic areas.

EXACT MATCHING EDGE BANDING AVAILABLE



CRYSTAL - 1171

EB



CRYSTAL - 1190


EB




# CRYSTAL matty plus



MATTY CRYSTAL - 1178 ■ EB



MATTY CRYSTAL - 1185 ■ EB




MATTY CRYSTAL - 1136 **NEW**




MATTY CRYSTAL - 1181 ■ EB




MATTY CRYSTAL - 1164 ■ EB




MATTY CRYSTAL - 1166 ■ EB




MATTY CRYSTAL - 1122 **NEW**




MATTY CRYSTAL - 1123 ■ EB




MATTY CRYSTAL - 1180 ■ EB



MATTY CRYSTAL - 1186 ■ EB




MATTY CRYSTAL - 1134 **NEW**




MATTY CRYSTAL - 1133 **NEW**



MATTY CRYSTAL - 1174 ■ EB



MATTY CRYSTAL - 1131 **NEW**



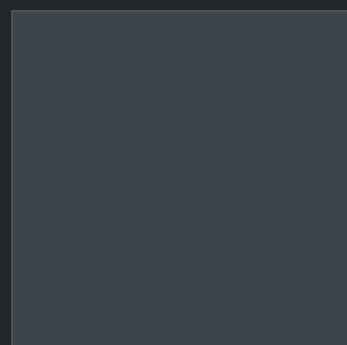
MATTY CRYSTAL - 1153 **NEW**



MATTY CRYSTAL - 1176 ■ EB



MATTY CRYSTAL - 1104 ■ EB




MATTY CRYSTAL - 1177 ■ EB


EXACT MATCHING EDGE BANDING AVAILABLE



CRYSTAL Z+MG - 1197




MG CRYSTAL Z+ - 1194




MG CRYSTAL Z+ - 1259



MG CRYSTAL Z+ - 1196



MG CRYSTAL Z+ - 1198



MG CRYSTAL Z+ - 1191



MG CRYSTAL Z+ - 1260



MG CRYSTAL Z+ - 1193



SS CRYSTAL Z+ - 1166



CN CRYSTAL Z+ - 1188




AG CRYSTAL Z+ - 1230



SS CRYSTAL Z+ - 1112



CN CRYSTAL Z+ - 1144



CN CRYSTAL Z+ - 1112



CN CRYSTAL Z+ - 1166



CN CRYSTAL Z+ - 1146



CN CRYSTAL Z+ - 1147




CN CRYSTAL Z+ - 1164






LX CRYSTAL Z+ - 1299 **NEW**



PM CRYSTAL Z+ - 1129



LX CRYSTAL Z+ - 1294 **NEW**



PM CRYSTAL Z+ - 1177




LX CRYSTAL Z+ - 1136 **NEW**



PM CRYSTAL Z+ - 1196



LX CRYSTAL Z+ - 1138 **NEW**



PM CRYSTAL Z+ - 1197



LX CRYSTAL Z+ - 1154 **NEW**






AT CRYSTAL Z+ - 1297 **NEW**



AT CRYSTAL Z+ - 1296 **NEW**



AT CRYSTAL Z+ - 1298 **NEW**




AT CRYSTAL Z+ - 1135 **NEW**




AT CRYSTAL Z+ - 1124 **NEW**




AT CRYSTAL Z+ - 1134 **NEW**




AM CRYSTAL Z+ - 1177



AM CRYSTAL Z+ - 1183



AM CRYSTAL Z+ - 1175



AM CRYSTAL Z+ - 1129





BB CRYSTAL Z+ - 1138 **NEW**



BB CRYSTAL Z+ - 1163 **NEW**



BB CRYSTAL Z+ - 1164 **NEW**



BB CRYSTAL Z+ - 1112 **NEW**



BB CRYSTAL Z+ - 1177 **NEW**



BB CRYSTAL Z+ - 1176 **NEW**



BB CRYSTAL Z+ - 1139 **NEW**



BB CRYSTAL Z+ - 1175 **NEW**





PP CRYSTAL Z+ - 1287 **NEW**



PP CRYSTAL Z+ - 1286 **NEW**



PP CRYSTAL Z+ - 1166 **NEW**



PP CRYSTAL Z+ - 1129 **NEW**



PP CRYSTAL Z+ - 1186 **NEW**



PP CRYSTAL Z+ - 1123 **NEW**



PP CRYSTAL Z+ - 1104 **NEW**



PP CRYSTAL Z+ - 1133 **NEW**





GW CRYSTAL Z+ - 1293 **NEW**



GW CRYSTAL Z+ - 1294 **NEW**



GW CRYSTAL Z+ - 1139 **NEW**



GW CRYSTAL Z+ - 1140 **NEW**




GW CRYSTAL Z+ - 1148 **NEW**



GW CRYSTAL Z+ - 1132 **NEW**



GW CRYSTAL Z+ - 1130 **NEW**



GW CRYSTAL Z+ - 1154 **NEW**





# NEXT MATT



Very High Scratch Resistance



Hygienic



Very High Resistance to Impact



Max Matt Texture



Water Repellent




Zero Light Reflection




Resistant to Mould Formation



NM - 8001




NM - 8008



NM - 8006



NM - 8011



NM - 8003



NM - 8009




NM - 8002




NM - 8012



NM - 8007



NM-BL - 8008




NM-BL - 8002




NM-BL - 8011



NM-BL - 8007



NM-BL - 8009



NM-BL - 8001



NM-BL - 8012



**MOLTEN**  
*muse*  
 COLLECTION

UNLEASH YOUR CREATIVE VISION WITH

- ANTI FINGERPRINT
- TWO TONE IN REGISTER SURFACE EFFECT
- SOFT FEEL OUTSIDE - STRONG INSIDE

INDIA



MOLTEN - 8026 (NEW)



MOLTEN - 8024 (NEW)




MOLTEN - 8025 (NEW)



MOLTEN - 8023 (NEW)



MOLTEN - 8021 (NEW)



MOLTEN - 8022 (NEW)





MATTY CRYSTAL Z+ - 1275



MATTY CRYSTAL Z+ - 1249



MATTY CRYSTAL Z+ - 1295 **NEW**



MATTY CRYSTAL Z+ - 1248



MATTY CRYSTAL Z+ - 1250




MATTY CRYSTAL Z+ - 1282 **NEW**



MATTY CRYSTAL Z+ - 1277



MATTY CRYSTAL Z+ - 1276



MATTY CRYSTAL Z+ - 1251





MATTY CRYSTAL Z+ - 1259 **NEW**




MATTY CRYSTAL Z+ - 1283 **NEW**



MATTY CRYSTAL Z+ - 1270



MATTY CRYSTAL Z+ - 1281 **NEW**

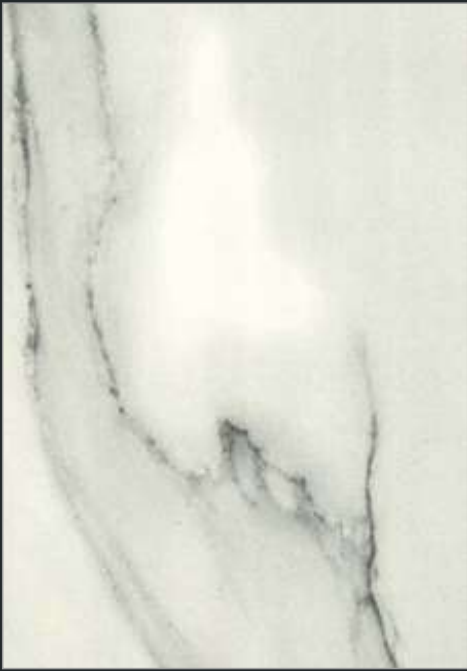


MATTY CRYSTAL Z+ - 1265



MATTY CRYSTAL Z+ - 1266





CRYSTAL - 1214



CRYSTAL - 1215



CRYSTAL - 1240



CRYSTAL - 1292

NEW



CRYSTAL - 1291

NEW



CRYSTAL - 1204



CRYSTAL - 1208



CRYSTAL - 1209



CRYSTAL - 1275





BG CRYSTAL Z+ - 1214



BG CRYSTAL Z+ - 1215




BG CRYSTAL Z+ - 1240



CRYSTAL - 1224



CRYSTAL - 1223



CRYSTAL - 1265



CRYSTAL - 1203





CRYSTAL - 1213



CRYSTAL - 1201



CRYSTAL - 1202



CRYSTAL - 1264



CRYSTAL - 1237



CRYSTAL - 1236



CRYSTAL - 1227





SV CRYSTAL Z+ - 1227



SV CRYSTAL Z+ - 1264



CRYSTAL - 1247




SV CRYSTAL Z+ - 1241



SV CRYSTAL Z+ - 1213



CRYSTAL - 1238



CRYSTAL - 1239








CRYSTAL - 1245



CRYSTAL - 1242



CRYSTAL - 1246



CRYSTAL - 1243



CRYSTAL - 1244



BR CRYSTAL Z+ - 1212



CRYSTAL - 1263



CRYSTAL - 1261A



CRYSTAL - 1262





OL CRYSTAL Z+ - 1245



OL CRYSTAL Z+ - 1242



OL CRYSTAL Z+ - 1246



OL CRYSTAL Z+ - 1268



OL CRYSTAL Z+ - 1269



OL CRYSTAL Z+ - 1267



VG CRYSTAL Z+ - 1263



VG CRYSTAL Z+ - 1261A



VG CRYSTAL Z+ - 1262





CRYSTAL - 1290 **NEW**



CRYSTAL - 1289 **NEW**



CRYSTAL - 1288 **NEW**



CRYSTAL - 1280 **NEW**



CRYSTAL - 1279 **NEW**



CRYSTAL - 1278 **NEW**





CRYSTAL - 1271



MATTY CRYSTAL Z+ - 1272



CRYSTAL - 1273



CRYSTAL - 1274



MATTY CRYSTAL Z+ - 1271



CRYSTAL - 1272





CRYSTAL - 1254



CRYSTAL - 1257



CRYSTAL - 1255




CRYSTAL - 1253




CRYSTAL - 1252




CRYSTAL - 1256




CRYSTAL - 2205 **NEW**



CRYSTAL - 2206 **NEW**




CRYSTAL - 2201 **NEW**



CRYSTAL - 2204 **NEW**




CRYSTAL - 2202 **NEW**




CRYSTAL - 2203 **NEW**




CRYSTAL - 1260




CRYSTAL - 1259



CRYSTAL - 1284



CRYSTAL - 1222



CRYSTAL - 1221



CRYSTAL - 1285





CML - LX+ - 1136 **NEW**



CML - LX+ - 1166 **NEW**



CML - LX+ - 1138 **NEW**



CML - LX+ - 1181 **NEW**



LUXURY+

CML - LX+ - 1164 **NEW**




LAC - LX+ - 1149 **NEW**



LAC - LX+ - 1150 **NEW**



LAC - LX+ - 1215 **NEW**




LAC - LX+ - 1137 **NEW**



LAC - LX+ - 1138 **NEW**







TT CRYSTAL Z+ - 1219




TT CRYSTAL Z+ - 1217




TT CRYSTAL Z+ - 1216




TT CRYSTAL Z+ - 1218



TT CRYSTAL Z+ - 1220




TT CRYSTAL Z+ - 1233



TT CRYSTAL Z+ - 1232



CRYSTAL - 1207



CRYSTAL - 1235



CRYSTAL - 1205





3D - 1817 **NEW**



3D - 1816 **NEW**



3D - 1818 **NEW**



3D - 1819 **NEW**



3D - 1797 **NEW**








JT - 1647



JT - 1645



JT - 1648



JT - 1646




LN - 1562



LN - 1560



LN - 1561



OC - 1691



GM - 1512



LN - 1426



LN - 1427




OC - 1692





GY - 1812

NEW



GY - 1811

NEW



GY - 1814

NEW




GY - 1815

NEW



CV - 1624



PD - 1370




GY - 1813

NEW



DL - 1112



PD - 1123



DL - 1106



DL - 1370






OR - 1521



OR - 1523



OR - 1742



OR - 1520



OR - 1522



OR - 1605




OR - 1613





GB - 1616



GB - 1617



DD - 1446



MT - 1734



GB - 1557



GB - 1559



MT - 1660



MT - 1735



MT - 1736



MT - 1737





BG - 1779 **NEW**



BG - 1767 **NEW**



BG - 1778 **NEW**



IG - 1776 **NEW**



IG - 1790 **NEW**



IG - 1777 **NEW**



BG - 1637



AR - 1630



BG - 1635





BG - 1725



BG - 1770 **NEW**



BG - 1722



IG - 1789 **NEW**



HT - 1365



BG - 1721



CE - 1551



CE - 1553



CE - 1552





GS - 1633



GS - 1475



GS - 1792 **NEW**



GS - 1701




GS - 1702



GS - 1791 **NEW**



SV - 1666



SV - 1668






BG - 1641



VS - 1615



MR - 1588



SV - 1667



MR - 1628



MR - 1587




SV - 1665



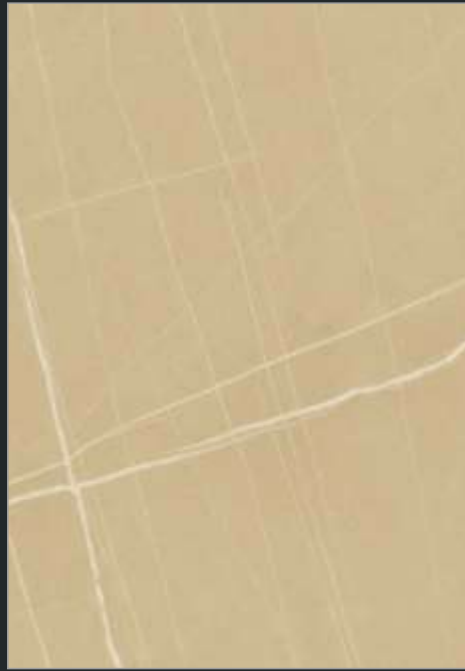
BG - 1642








PU - 1637



PU - 1634



PU - 1635



PU - 1776 **NEW**



PU - 1789 **NEW**



PU - 1777 **NEW**



PU - 1790 **NEW**



PU - 1702



PU - 1778 **NEW**





PU - 1613



PU - 1365



PU - 1721



PU - 1779 **NEW**



PU - 1335



PU - 1722



PU - 1628



PU - 1333



PU - 1352





PU - 1780 **NEW**



PU - 1690



PU - 1787 **NEW**



PU - 1619



PU - 1618



PU - 1786 **NEW**



PU - 1724



PU - 1723



PU - 1788 **NEW**





PU - 1798 **NEW**



PU - 1797 **NEW**



PU - 1701






FM - 1756 **NEW**



FM - 1753 **NEW**



FM - 1754 **NEW**



FM - 1755 **NEW**



FM - 1752 **NEW**







BM - 1744 **NEW**



FM - 1751 **NEW**



BM - 1743 **NEW**



BM - 1745 **NEW**



BM - 1746 **NEW**







AD - 1785 **NEW**



AD - 1781 **NEW**



AD - 1782 **NEW**



AD - 1784 **NEW**



AD - 1783 **NEW**






AD - 1795 **NEW**



FM - 1738



AD - 1768 **NEW**



FM - 1739



AD - 1769 **NEW**







VC - 1749 **NEW**



VC - 1748 **NEW**



VC - 1750 **NEW**



VC - 1747 **NEW**





SM - 1740




MP - 1657



MP - 1658



MP - 1656



MP - 1659





LG - 1799 **NEW**



AL - 1466



LG - 1662




LG - 1664



LG - 1661



LG - 1663



BR - 1685





FO - 1123




FO - 1686



FO - 1680



TV - 1688



TV - 1689



TV - 1680



TV - 1695





ES - 1681



ES - 1682



ES - 1697



ES - 1730



ES - 1728



ES - 1698



ES - 1729



ES - 1765 **NEW**



ES - 1764 **NEW**





ES - 1690



ES - 1699



ES - 1766 **NEW**



HT - 1378



ES - 1679



ES - 1678



ES - 1800 **NEW**





SL - 1759 **NEW**



SL - 1760 **NEW**



SL - 1757 **NEW**



SL - 1762 **NEW**



SL - 1758 **NEW**



SL - 1763 **NEW**



EO - 1344



EO - 1345



SL - 1761 **NEW**





FM - 1714



FM - 1713



FM - 1716



FM - 1726



FM - 1727



FM - 1715



FM - 1802 **NEW**



FM - 1801 **NEW**



FM - 1803 **NEW**







VW - 1674



VW - 1671



VW - 1672




VW - 1673



VW - 1567



VW - 1611



SB - 1389



SB - 1533



SB - 1534



SB - 1388





SM - 1732



SM - 1731



SM - 1733



SM - 1775 **NEW**



SM - 1772 **NEW**



SM - 1773 **NEW**



SM - 1771 **NEW**



SM - 1774 **NEW**





MM - 1703



MM - 1704



MM - 1707



MM - 1706



MM - 1708



MM - 1705



MF - 1395



MF - 1336



SB - 1550





MM - 1718



MM - 1717



MM - 1719



SB - 1805 **NEW**



SB - 1804 **NEW**



MM - 1720



SB - 1806 **NEW**



LS - 1438



LS - 1436





FT - 1710



FT - 1709



FT - 1712



FT - 1497



FT - 1496



FT - 1507



FT - 1711



HTR - 1619



TR - 1619



HTR - 1618





TL - 1435



TL - 1434



TL - 1112



TL - 1433



TR - 1618



TC - 1408



TC - 1407





HTR - 1433



HTR - 1435



HTR - 1434



ES - 1683



TR - 1563



TR - 1565




TR - 1564




KP - 1639



KP - 1640



KP - 1532



KP - 1395



KP - 1638





OP - 1612



OP - 1603



OP - 1601



OP - 1598




ES - 1684



OP - 1597




AS - 1676



AB - 1322



ES - 1700



AS - 1677



HT - 1338



HT - 1339



HT - 1428



HT - 1340







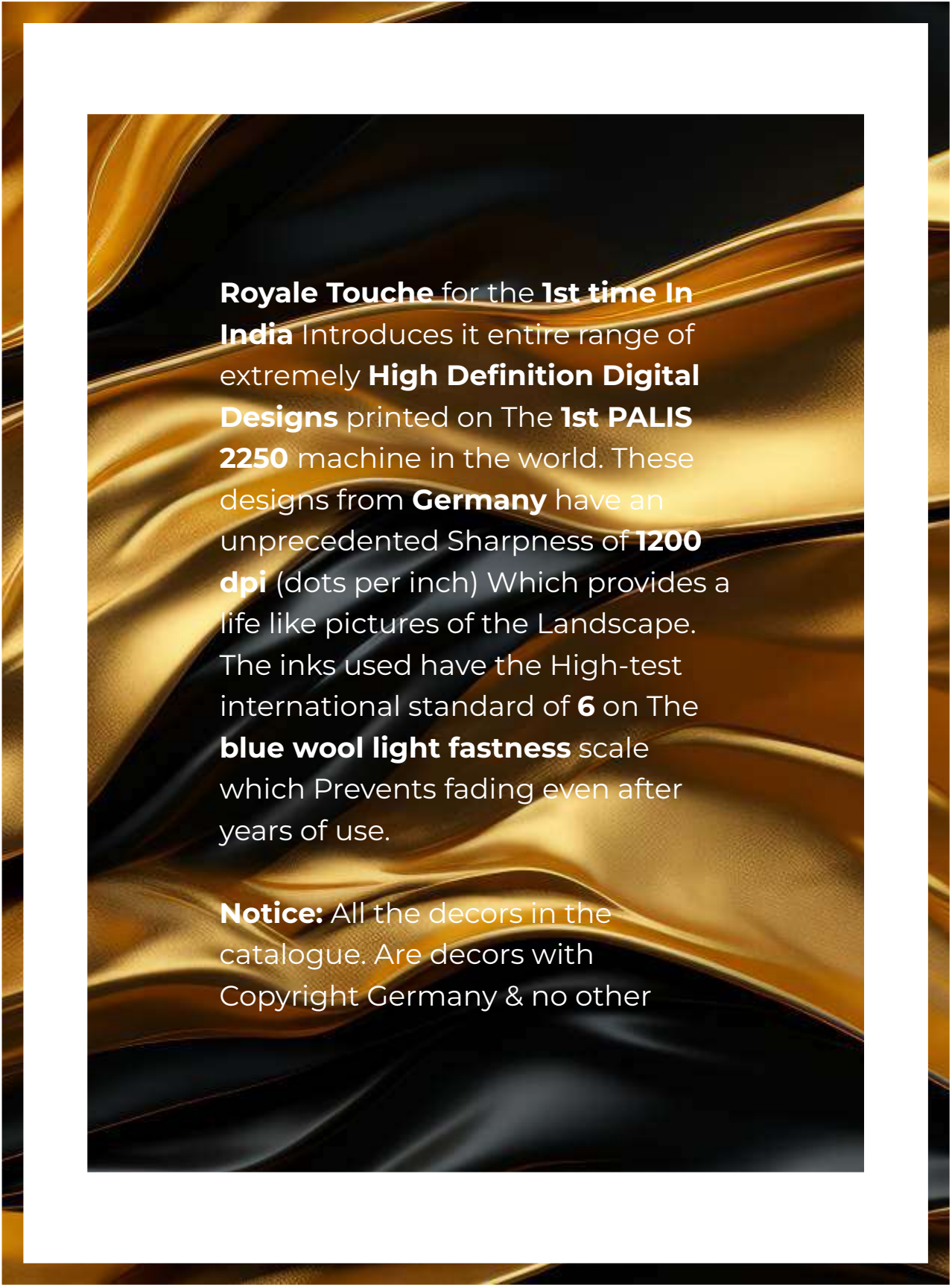
ROYALÉ TOUCHÉ



# MASTERTPIECE MOMENTS

**HD PRINTS**  
EDITION 2024-25





**Royale Touche** for the **1st time In India** Introduces its entire range of extremely **High Definition Digital Designs** printed on The **1st PALIS 2250** machine in the world. These designs from **Germany** have an unprecedented Sharpness of **1200 dpi** (dots per inch) which provides a life-like picture of the Landscape. The inks used have the High-test international standard of **6** on The **blue wool light fastness** scale which Prevents fading even after years of use.

**Notice:** All the decors in the catalogue. Are decors with Copyright Germany & no other

MRP : ₹ 3800  
Inclusive of GST

Thickness : **1.25** mm  
Size : **1220X2440** mm



HD 7001  
SOFT MATT FINISH | W: 1220mm X H: 2440mm  
1.25mm



HD 7049  
SOFT MATT FINISH | W: 1220mm X H: 2440mm  
1.25mm



HD-7003  
WASABI

HD 7003  
STONE FINISH | W: 1220mm X H: 2440mm  
1.25mm




HD 7051  
MATT FINISH | W: 1220mm X H: 2440mm  
1.25mm





**HD 7050**  
MATT FINISH | W: 1220mm X H: 2440mm  
1.25mm



**HD 7058**  
MATT FINISH | W: 1220mm X H: 2440mm  
1.25mm



**HD 7048**  
MATT FINISH | W: 1220mm X H: 2440mm  
1.25mm



**HD 7057**  
MATT FINISH | W: 1220mm X H: 2440mm  
1.25mm





HD 7034  
STONE FINISH | W: 1220mm X H: 2440mm  
1.25mm



HD 7042  
ZERO MATT FINISH | W: 1220mm X H: 2440mm  
1.25mm



HD 7040  
STONE FINISH | W: 1220mm X H: 2440mm  
1.25mm



HD 7037  
MATT FINISH | W: 1220mm X H: 2440mm  
1.25mm





**HD 7055**  
HIGH GLOSS FINISH | W: 1220mm X H: 2440mm  
1.25mm



**HD 7056**  
HIGH GLOSS FINISH | W: 1220mm X H: 2440mm  
1.25mm



### SPECIFICATION

**Product:** High Pressure Decorative Laminated Sheets  
**Size:** 1220 x 2440 MM.  
**Thickness:** 1.25 MM

### MAINTENANCE

Clean with mild soap solution or household detergent.  
Abrasive Cleaner should not be used.  
Avoid direct sunlight.

### RESISTANCE

To Surface wear, Immersion in boiling water,  
Direct impact by small diameter ball, Cigarette burns,  
staining, Scratches, Color change in Xenon Arc Light.



HEALTH FRIENDLY  
NON FADING COLOR  
UV PROTECTED



INNOVATIVE  
TEXTURES



ANTI FINGER  
MARK



ANTI-BACTERIAL  
LAMINATES



MADE IN GERMANY  
HD PRINT



4X ABRASION  
RESISTANCE



**HD 7039**  
STONE FINISH | W: 1220mm X H: 2440mm  
1.25mm






HD 7005  
SOFT MATT FINISH | W: 1220mm X H: 2440mm  
1.25mm



HD 7006  
CANVAS FINISH | W: 1220mm X H: 2440mm  
1.25mm



HD 7004  
CANVAS FINISH | W: 1220mm X H: 2440mm  
1.25mm



HD 7007  
MATT FINISH | W: 1220mm X H: 2440mm  
1.25mm





HD 7043  
ZERO MATT FINISH | W: 1220mm X H: 2440mm  
1.25mm



HD 7041  
ZERO MATT FINISH | W: 1220mm X H: 2440mm  
1.25mm



HD 7011  
DRY MATT FINISH | W: 1220mm X H: 2440mm  
1.25mm




HD 7053  
OAK FINISH | W: 1220mm X H: 2440mm  
1.25mm







HD 7052  
FABRIC FINISH | W: 1220mm X H: 2440mm  
1.25mm



HD 7054  
OAK FINISH | W: 1220mm X H: 2440mm  
1.25mm



HD 7020 - VERTICAL  
WOOD LINE FINISH | W: 1220mm X H: 2440mm  
1.25mm



HD 7008 - HORIZONTAL  
WOOD LINE FINISH | W: 1220mm X H: 2440mm  
1.25mm






**HD 7009 - HORIZONTAL WOOD LINE FINISH** | W: 1220mm X H: 2440mm 1.25mm



**HD 7035 FABRIC FINISH** | W: 1220mm X H: 2440mm 1.25mm



**HD 7033 FABRIC FINISH** | W: 1220mm X H: 2440mm 1.25mm




**HD 7036 FABRIC FINISH** | W: 1220mm X H: 2440mm 1.25mm





HD 7015  
FABRIC FINISH | W: 1220mm X H: 2440mm  
1.25mm



HD 7044  
LEATHER FINISH | W: 1220mm X H: 2440mm  
1.25mm



HD 7014  
FABRIC FINISH | W: 1220mm X H: 2440mm  
1.25mm




HD 7045  
SOFT STONE FINISH | W: 1220mm X H: 2440mm  
1.25mm








HD 7038  
FABRIC FINISH | W: 1220mm X H: 2440mm  
1.25mm



HD 7013 - VERTICAL  
WOOD LINE FINISH | W: 1220mm X H: 2440mm  
1.25mm




HD 7027 - HORIZONTAL  
WOOD LINE FINISH | W: 1220mm X H: 2440mm  
1.25mm



HD 7023 - HORIZONTAL  
WOOD LINE FINISH | W: 1220mm X H: 2440mm  
1.25mm





HD 7016  
MATT FINISH | W: 1220mm X H: 2440mm  
1.25mm



HD 7022  
CANVAS FINISH | W: 1220mm X H: 2440mm  
1.25mm



HD 7018  
FABRIC FINISH | W: 1220mm X H: 2440mm  
1.25mm



DESIGNS AS  
UNIQUE AS  
YOU ARE



48 HOUR DELIVERY PROMISE



ECO FRIENDLY PHENOLIC RESINS



6+ BLUE WOOL  
RATING PIGMENTS FOR UV RESISTANCE



4X MORE ABRASION RESISTANT



ANTI-BACTERIAL LAMINATES



SD - 630 **NEW**



SD - 633 **NEW**



SD - 631 **NEW**




SD - 632 **NEW**




SD - 634 **NEW**






CM - 132  
EGG WHITE




CM - 250  
SUPER WHITE




CF - 203  
CHALK YELLOW




CF - 150  
BARISTA



CF - 187  
LILAC



CF - 132  
EGG WHITE



CF - 250  
SUPER WHITE




CF - 183  
BANANA




CF - 168  
ORANGE




CF - 214  
LAVENDER



CF - 117  
VANILA



CF - 129  
CHIFFON




CF - 217  
PISTA



CF - 207  
FANTA




CF - 220  
HOT PINK



CF - 117A  
ALMOND



CF - 053A  
STEEL



CF - 171  
MINT




CF - 219  
AUTUMN



CF - 158  
SORBET



CF - 209  
PEACH



CF - 053D  
FLINT




CF - 224  
POLYNESIA



CF - 234  
CARROT PUNCH



CF - 235  
NEON PINK



CF - 138  
MOCHA




CF - 184  
LEAD



CF - 212  
BLUE




CF - 226  
VODA RED



CF - 236  
WINE



CF - 229  
COUNTRY BEIGE



CF - 231  
CHOCOLATE



CF - 166  
BLUE RIDGE




CF - 109  
RED



CF - 228  
CACKROT




CF - 230  
SWISS COFFEE



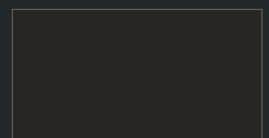
CF - 131  
COFFEE




CF - 216  
ELECTRIC BLUE




CF - 114  
INDIGO




CF - 106  
BLACK




BM - 243 **NEW**



BM - 241 **NEW**



BM - 242 **NEW**



BM - 248 **NEW**



BM - 247 **NEW**



BM - 245 **NEW**



NT - 241 **NEW**



NT - 128 **NEW**



NT - 123 **NEW**



NT - 249 **NEW**



NT - 125 **NEW**



NT - 124 **NEW**






SM - 238



SM - 243



SM - 111



SM - 120


NEW



SM - 184




SM - 242



SM - 249

NEW



SM - 119

NEW




SM - 248

NEW



SM - 239



SM - 129




SM - 124

NEW



SM - 246

NEW



SM - 132



SM - 241



SM - 123

NEW



SM - 244



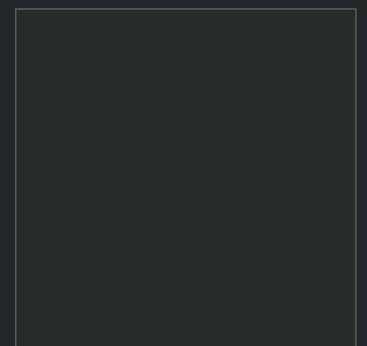
SM - 247

NEW




SM - 121

NEW



SM - 245

NEW



PU - 132




PU - 124

NEW



PU - 246

NEW



PU - 250



SM - 118

NEW



PU - NEW

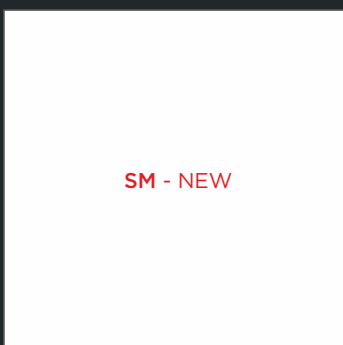
NEW



PU - 129



PU - 053D



SM - NEW

NEW



PU - 244

NEW




PU - 241



PU - 242

NEW



SM - 122

NEW



PU - 138



PU - 248

NEW



PU - 243

NEW



JB - 652 **NEW**



JB - 651 **NEW**



JB - 654 **NEW**



JB - 655 **NEW**



JB - 653 **NEW**



SM - 556



SM - 557



PU - 531





CC - 567 **NEW**



CC - 463



CC - 460



ST - 265



JD - 408




CC - 566 **NEW**



ST - 264



JD - 409



CV - 532




SM - 535



PU - 579 **NEW**



PU - 580 **NEW**



PU - 578 **NEW**



SM - 534





SM - 545



SM - 546



SM - 425



SM - 571 **NEW**



SM - 570 **NEW**



SM - 596 **NEW**



SM - 544



SM - 449



SM - 595 **NEW**





SM - 551



SM - 552



LM - 537



LM - 588 **NEW**



LM - 466



MT - 549



MT - 548



MT - 550







SM - 600 **NEW**



PU - 466



PU - 588 **NEW**



PU - 585 **NEW**



PU - 467



PU - 590 **NEW**



PU - 425





SN - 591 **NEW**



SN - 593 **NEW**



SN - 592 **NEW**



PU - 527



SN - 594 **NEW**





PU - 562



PU - 506



PU - 27



PU - 251



PU - 507




PU - 58



PU - 440



PU - 420



PU - 60





VO - 621 **NEW**



VO - 617 **NEW**



VO - 618 **NEW**



VO - 622 **NEW**



VO - 598 **NEW**



VO - 619 **NEW**





TO - 555



TO - 553




TO - 554



TO - 503



TO - 507



TO - 506



TO - 501



TO - 569 **NEW**



TO - 520



TO - 502





BW - 540



BW - 538



BW - 539



BW - 565 **NEW**



BW - 568



MV - 485A



MV - 440



RV - 936A





RD - 431



RD - 430




RD - 36



RD - 35



RD - 938



RD - 37



RD - 34



RD - 561 **NEW**



RD - 26



RD - 27






RD - 637 **NEW**



RD - 635 **NEW**



RD - 636 **NEW**



RD - 63




RD - 65



RD - 64



RD - 624 **NEW**



RD - 536



RD - 543



RD - 623 **NEW**







HRD - 560 **NEW**



HRD - 558 **NEW**




HRD - 559 **NEW**




HRD - 980



RD - 132




HRD - 458



HRD - 457



HRD - 903



HRD - 905



HRD - 904





SN - 483



SN - 602




SN - 547



SN - 484



WD - 583



WD - 132



WD - 992



JW - 60



JW - 59



JW - 58



JW - 48





KO - 564



KO - 574



KO - 575




KO - 615

NEW



KO - 573




KO - 572



KO - 613

NEW



KO - 616

NEW



KO - 614

NEW






CO - 628 **NEW**




CO - 625 **NEW**



CO - 627 **NEW**



CO - 626 **NEW**



CO - 629 **NEW**





MW - 256



MW - 257



MW - 255



EP - 998



EP - 996



EP - 997



EW - 960



EW - 958



EW - 959





SW - 962



SW - 961



SW - 48



SW - 524



SW - 424



SW - 454



**MARK**  
Synchronized Textures

E B U L L I E N T

Lively, high end and impressive, these laminate surfaces are all that you need for that wow impression



MS - 957



MS - 955



MS - 956





CT - 987



CT - 986




CW - 954



AW - 491



AW - 492



AW - 132



AW - 839



SM - 586 **NEW**



SM - 612 **NEW**



SM - 587 **NEW**





CF - 475



CF - 474



CF - 476



CF - 611

NEW



CF - 489



CF - 610

NEW



CF - 491



CF - 492



CF - 487







CF - 471



CF - 470



CF - 477



CF - 483



CF - 484



CF - 26



CF - 598



CF - 992



CF - 27





CF - 486



CF - 485A



CF - 813



CF - 953



CF - 952



CF - 923



CF - 48



CF - 440



CF - 490





SF - 607 **NEW**



SF - 605



SF - 606 **NEW**



SF - 601



SF - 602



SF - 609 **NEW**



SF - 493



SF - 603



CF - 987




CF - 986



SF - 499





CF - 482




CF - 481



CF - 935



CF - 597



CF - 839



CF - 589




CF - 41




CF - 40




CF - 583



CF - 478



CF - 39



SF - 498




CF - 479




CF - 904



SF - 495



CF - 905



CF - 903



SF - 496



**ROYAL IN**  
CLASSY LAMINATES

**FINISH : CHIFFON | DJ  
COUNTRY MATT**  
**SIZE : 2440 x 1220 x 0.80 MM**


Most of the time, what is inside also matters rather than just what is on the outside. And to take your interior lining par excellence, Royale Touche introduces a premium range of liner laminates, the Royal In.



RN CF - 75



RN CF - 73




RN CF - 83




RN CF - 76



RN CF - 74




RN CF - 71



RN CF - 77



RN CF - 62




RN CF - 72



RN CF - 80



RN CF - 69



RN CF - 78



RN CF - 91



RN CF - 70



RN CF - 79



RN CM - 92



A ROYALÉ TOUCHÉ PRODUCT  
MADE IN GERMANY



ROYALÉ TOUCHÉ  
LUXURY LAMINATES  
PLYWOOD  
WOODEN FLOORS

CRAFTED BY NATURE  
PERFECTED FOR YOU

**EDITION 7008**



### LLT - Liquid Layer Technology

Patented technology used for energy saving production of highly stable & balanced planks for a lifetime floor solution.



### MADE IN GERMANY Designed for India



### SYNCHRONISED TEXTURES

The most advanced synchronized textures bringing to life natural wood finishes.



### ISOWAXX

Patented wax protection process across all joints to prevent swelling of the flooring due to moisture.



### VARIABLE PLANK

Different plank sizes to create a majestic yet homely effect in every room type.



### MEGALOC

Adhesive free laying & dismantling system for easy installation & moving whenever required.



### V GROOVE

V Groove effect is specially colored to give the entire floor the same feel & look.



### PRODUCTION

One of the largest manufacturing lines in the world for laminate flooring under one roof.



### 24HR WATERLOCK TECHNOLOGY



### ABRASION-RESISTANT

The highest abrasion class available worldwide of AC4 and AC5 for all the floors.



### Maid - Free

Enjoy our beautiful low maintenance floors.



### NON-FADING

Pigments with UV resistance of 6+ on the blue wool scale, assuring colour fastness for years.



## WHEN TITANS COME TOGETHER

History is created when two titans of industry cross each other's paths, and decide to walk the glory road, together.

A collaborative and creative force of such epic proportions changes the face of the industry, Beckoning a new era. Today we are at the cusp of such a phenomenon..

Royale Touche, a pioneer of luxury laminates in India, an icon with over four decades of prolific experience and expertise, joins hands with Classen, Germany one of the world's leading manufacturers of laminate flooring, to create Royale Touche Floors, the most exclusive range of wooden laminate floorings.

### Why Royale Touche Floors?

- Synchronised Textures: Gives an excellent aesthetic and natural look to the floors, making it impossible to differentiate between laminate & natural wooden floors.
- Water Lock Technology: Prevents seepage of water from joints into the HDF substrate for 24 hours thus preventing any damage and swelling of the product.
- AC5 Abrasion Rating: Provides the floor with the highest in its class abrasion protection against all normal wear & tear and keeps your floors looking new for years to come.
- Liquid Layer Technology: Provides excellent balance and protection to the underside of the product to prevent warpage and allow for even expansion and contraction of the floors.

Newly Arrived

**HERRINGBONE**

**NATURAL COUNTRY OAK - CODE: SAH-867**

6 ML | 643 x 131 x 8 SIZES IN MM | SYNCHRONISED | AC5 | 4 side V-Groove

Newly Arrived

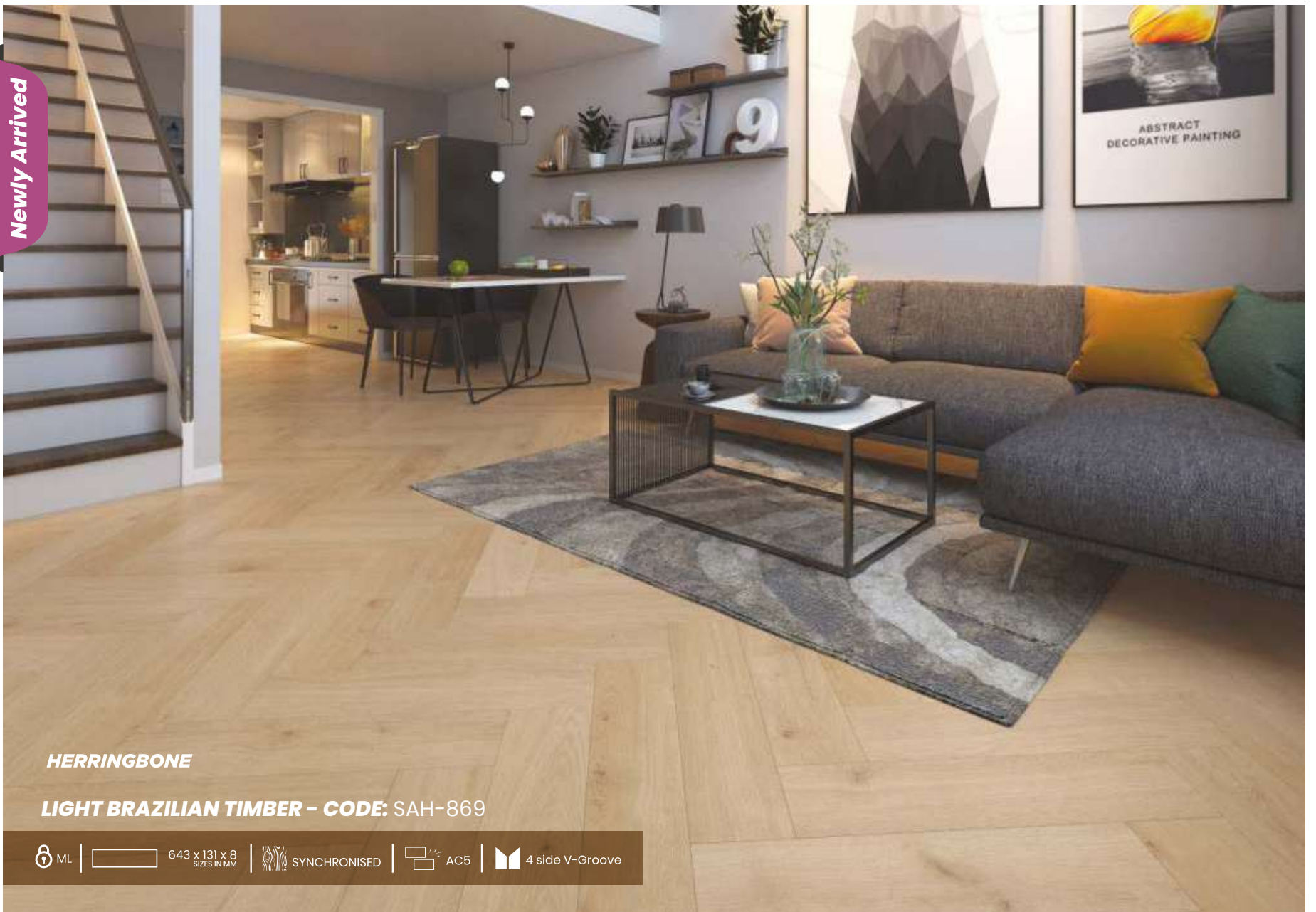
**HERRINGBONE**

**MOROCCAN OAK - CODE: SAH-868**

6 ML | 643 x 131 x 8 SIZES IN MM | SYNCHRONISED | AC5 | 4 side V-Groove








Newly Arrived



**HERRINGBONE**

**LIGHT BRAZILIAN TIMBER - CODE: SAH-869**




 ML | 
  643 x 131 x 8  
SIZES IN MM | 
  SYNCHRONISED | 
  AC5 | 
  4 side V-Groove



**NEW**



**BORNEO TEAK - CODE: 807**

 ML | 
  1286 x 194 x 8  
SIZES IN MM | 
  STANDARD | 
  AC4 | 
  No V-Groove


NEW



**AFRICAN WALNUT - CODE: 808**

6 ML | 1286 x 194 x 8 SIZES IN MM | STANDARD | AC4 | No V-Groove

NEW



**SMOKED ITALIAN CHERRY WOOD - CODE: 809**

6 ML | 1286 x 194 x 8 SIZES IN MM | STANDARD | AC4 | No V-Groove

NEW



**AGED WOOD - CODE: 864**

6 ML | 1285 x 192 x 8 SIZES IN MM | STANDARD | AC4 | 4 side V-Groove

NEW






**ENGLISH WALNUT - CODE: 865**

6 ML | 1210 x 192 x 8 SIZES IN MM | STANDARD | AC4 | 4 side V-Groove

NEW





**HONEY OAK - CODE: 866**

 ML | 
  1210 x 192 x 8  
SIZES IN MM | 
  STANDARD | 
  AC4 | 
  4 side V-Groove

NEW



**TIAGA WALNUT - CODE: 806**

 ML | 
  1286 x 194 x 8  
SIZES IN MM | 
  STANDARD | 
  AC4 | 
  No V-Groove

NEW







**LIGHT PARISIAN TIMBER - CODE: 858**

 ML | 
  1286 x 194 x 8  
SIZES IN MM | 
  STANDARD | 
  AC4 | 
  4 side V-Groove

NEW



**RUSTIC ARCTIC PINE - CODE: 859**

 ML | 
  1286 x 194 x 8  
SIZES IN MM | 
  STANDARD | 
  AC4 | 
  4 side V-Groove



**PASADENA OAK - CODE: 860**

ML | 1286 x 160 x 8 SIZES IN MM | STANDARD | AC4 | 4 side V-Groove




**SIDENY BLACK TEAK - CODE: SAL 861**

ML | 1285 x 192 x 8 SIZES IN MM | SYNCHRONISED | AC5 | 4 side V-Groove



**AFRICAN LUGA TEK - CODE: SAL 862**

ML | 1285 x 192 x 8 SIZES IN MM | SYNCHRONISED | AC5 | 4 side V-Groove



**VENETIAN MOCHA - CODE: SAL 863**

ML | 1285 x 192 x 8 SIZES IN MM | SYNCHRONISED | AC5 | 4 side V-Groove





**RIDGED BRAZILIAN OAK - CODE: 802**

**BEST SELLER**

ML | 1286 x 194 x 8 SIZES IN MM | STANDARD | AC4 | No V-Groove



**DARK JAPANESE SEN - CODE: 804**

**BEST SELLER**

ML | 1286 x 194 x 8 SIZES IN MM | STANDARD | AC4 | No V-Groove



**DARWIN BLACK - CODE: 805**

**BEST SELLER**

ML | 1286 x 194 x 8 SIZES IN MM | STANDARD | AC4 | No V-Groove



**TRENDING**

**AFRICAN PADAUK - CODE: SA-839**

ML | 1285 x 192 x 8 SIZES IN MM | SYNCHRONISED | AC5 | 4 side V-Groove

TRENDING






**MOUNTAIN HEMLOCK - CODE: S-841 A**

 ML | 
  1285 x 158 x 8  
 SIZES IN MM | 
  SYNCHRONISED | 
  AC4 | 
  4 side V-Groove



**MONUMENT OAK - CODE: 831**

 ML | 
  1286 x 194 x 8  
 SIZES IN MM | 
  STANDARD | 
  AC4 | 
  4 side V-Groove



**BENNET OAK - CODE: 832 A**


**BEST SELLER**

 ML | 
  1286 x 194 x 8  
 SIZES IN MM | 
  STANDARD | 
  AC4 | 
  4 side V-Groove



**ANTIC OAK BRAUN - CODE: 833**

**BEST SELLER**

 ML | 
  1286 x 194 x 8  
 SIZES IN MM | 
  STANDARD | 
  AC4 | 
  4 side V-Groove

TRENDING



**TAIGA BLACK - CODE: S-837**

6 ML | 1286 x 160 x 8 SIZES IN MM | SYNCHRONISED | AC4 | 4 side V-Groove



**SMOKED KNOTTY PINE - CODE: L 846**

6 ML | 1285 x 192 x 8 SIZES IN MM | STANDARD | AC4 | 4 side V-Groove



**EXOTIC BEACHWOOD - CODE: L 847**

6 ML | 1285 x 192 x 8 SIZES IN MM | STANDARD | AC4 | 4 side V-Groove



**SMOKED MANOR WOOD - CODE: S-1203**

6 ML | 1286 x 194 x 12 SIZES IN MM | SYNCHRONISED | AC4 | 4 side V-Groove





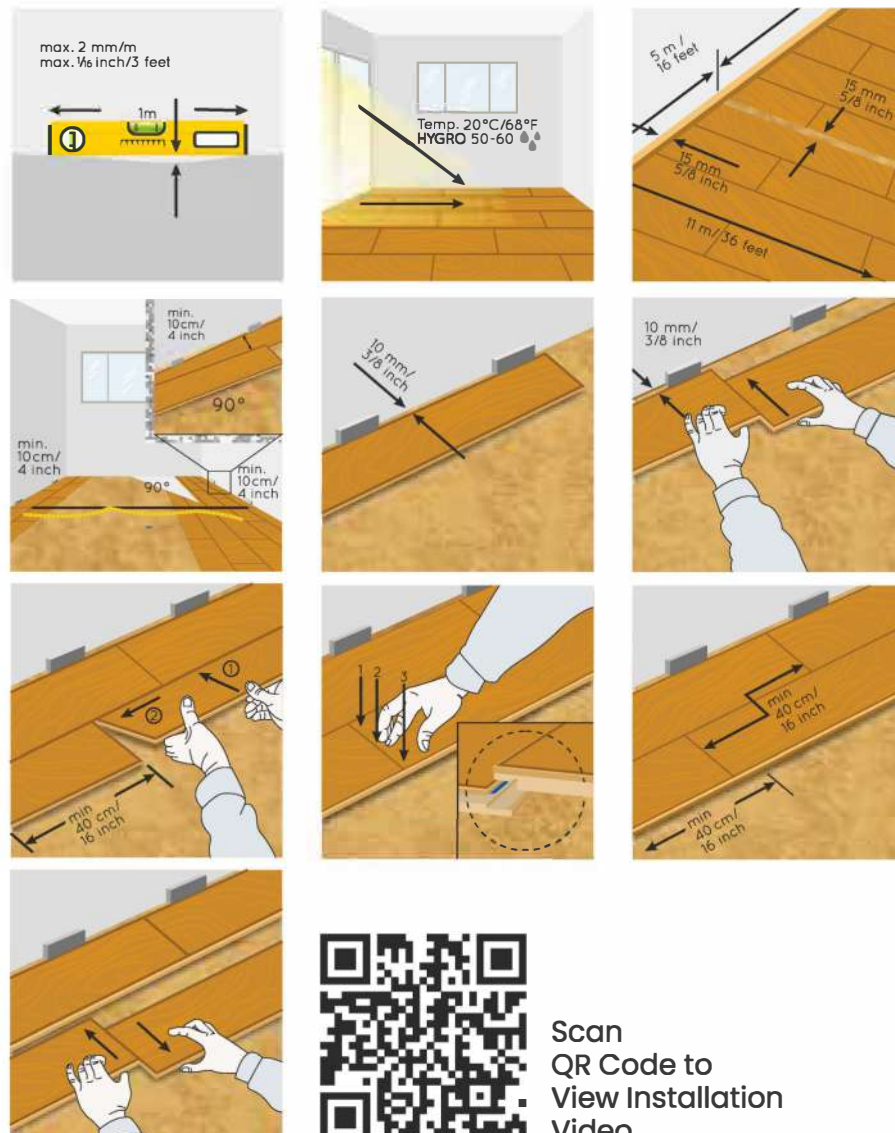
## TECHNICAL PARAMETERS

Characteristics	Test Method	Requirements
<b>General Requirements</b>		
Squareness	EN 13329	≤ 0.20 mm
Straightness	EN 13329	≤ 0.30 mm
Flatness of the elements	EN 13329	<b>Width:</b> concave ≤ 0.15% convex ≤ 0.20 % <b>Length:</b> concave ≤ 0.50 % convex ≤ 1.00 %
Openings	EN 13329	∅ ≤ 0.15 mm / max. ≤ 0.20 mm
Height difference	EN 13329	≤ 0.10 mm / max. ≤ 0.15 mm
Residual indentation	EN ISO 24343-1	≤ 0.05 mm
Light fastness	EN 20105-A02	grey scale level ≥ 4

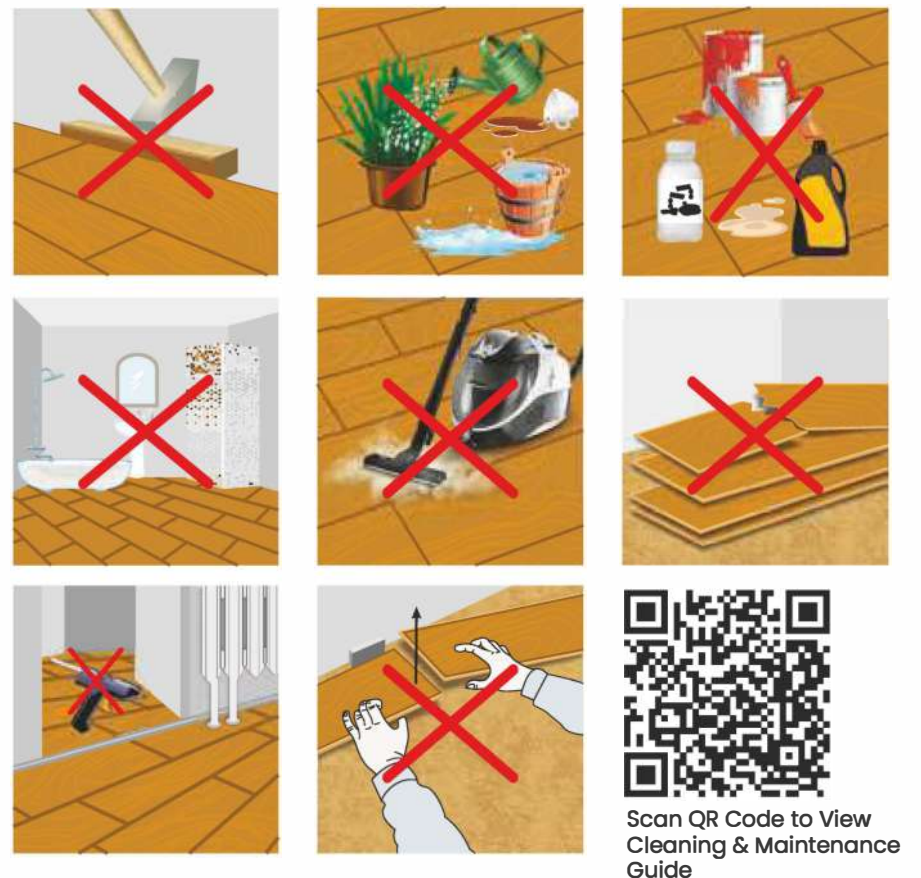
Essential Characteristics		
Reaction to fire*	EN ISO 11925-2 EN ISO 9239-1	Cfl - S1
Slip resistance*	EN 13893	DS
Formaldehyde*	EN 717-1	E1

Characteristics	Test Method	Requirements
<b>Classification Requirements</b>		
Castor chair resistance	EN 425	no damage with type W after 25000 cycles
Locking strength	ISO 24334	F10.2 ≤ 1.0 kN/m Fs0.2 ≤ 2.0 kN/m
Movement of a furniture leg	EN 424	no damage with type 0
Resistance to staining	EN 438	5 (group 1 and 2), 4 (group 3)
Surface soundness	EN 311	≥ 1.25 N/mm <sup>2</sup>
Wear resistance (AC4)	EN13329	IP ≥ 4000 cycles
Wear resistance (AC5)	EN13329	IP ≥ 6000 cycles
Impact resistance (AC4)	EN13329	small-diameter ball ≥ 12N, large- diameter ball ≥ 750 mm
Impact resistance (AC5)	EN13329	small-diameter ball ≥ 15N, large- diameter ball ≥ 1000 mm
Thickness swelling (AC4)	EN13329	≥ 18%
Thickness swelling (AC5)	EN13329	≥ 15%

## PRE-INSTALLATION PREPARATION



## CLEANING & MAINTENANCE



Scan QR Code to View Installation Video



Scan QR Code to View Cleaning & Maintenance Guide

[www.royaletouche.com/woodenfloors](http://www.royaletouche.com/woodenfloors)  
**Mobile: +91 93 13 807 316**  
**Toll Free : 1800 104 4357**

