



ROYALÉ  
TOUCHÉ



ROYALÉ TOUCHÉ

LUXURY LAMINATES

PLYWOOD

WOODEN FLOORS

LUXE VENEERS

SOLID ACRYLICS

# DESIGN. DETAIL. DISTINCTION.

VR Technology for the 1st time in India for the Decor industry to visualize and experience your dream space before you build it.

Royalé Touché brings path breaking innovation in the field of decor. get immersive experience for personalized decor selection using **VR (Virtual Reality)** Technology.

All our showrooms across India have now become VR Show-Rooms. Visualize your future space in a whole new 3D experience and make your selection by getting true to life picture.

immerse yourself in the environment and get the perfect to scale ideation of the space and the product with expert help from our team.

**Visit our Experience Center now and see the Future.**



**225+**  
SHOWROOMS



**950+**  
DESIGNS



**100+**  
TEXTURES



**NEW DESIGN**  
EVERY 4 DAYS

# About us

Established in 1978 in Wadhwan City, Gujarat, Royalé Touché is a trailblazer in the world of luxury laminates in India.

From the beginning, we have committed ourselves to delivering high-quality, innovative, and aesthetically superior products that redefine surface materials. Our laminates are crafted at cutting-edge manufacturing facilities equipped with state-of-the-art machinery imported from Spain and Italy, ensuring precision, durability, and a flawless finish. What truly sets Royalé Touché apart is our commitment to quality at every stage. Our laminates are created using imported design papers that offer unmatched longevity and maintain their brilliance even after years of usage. Whether it's wear or tear, our products continue to exude luxury and style, making them the preferred choice for those who seek nothing but the best.

With over four decades of experience, we have become synonymous with innovation, luxury, and trust. Our wide range of laminates caters to every taste and decor, bringing sophistication and elegance into homes and businesses across the globe.

## Vision

At Royalé Touché, we are on a mission to transform the way laminate surfaces are perceived and utilized across the globe.

Our vision is to continue being at the forefront of innovation in the laminate industry, blending aesthetics and advanced technology to craft products that set new benchmarks in design and quality. We aspire to create spaces that inspire, delivering solutions that cater to both function and beauty, enhancing everyday life in meaningful ways.

We strive to be pioneers not just in India, but worldwide, where our name stands as a symbol of excellence in modern laminates, known for their innovative properties and elegant aesthetics. We aim to continually elevate our products, making laminate surfaces an integral part of sophisticated interiors.

## Mission

Our mission at Royalé Touché is simple: to bring newness and positive change to everyday environments.

To achieve this, we introduce a new product every four days, constantly pushing the boundaries of design, craftsmanship, and technology. This dedication to continuous innovation ensures that our customers always have access to the latest trends and the most advanced laminates available. We do not rest on our past achievements. Each day at Royalé Touché is a pursuit of greatness. Our team works tirelessly to create products that not only meet but exceed customer expectations in terms of design, utility, and longevity. We believe that every laminate we produce has the power to transform spaces, creating environments that inspire and uplift.

Our laminates are more than just surface materials; they carry a distinct character that speaks of cutting-edge technology, inventive designs, and meticulous craftsmanship. Each product is carefully designed to deliver both beauty and utility, providing our customers with a sense of luxury that lasts for years.

This collection of laminates have a distinct character, simply because it uses cutting edge technology, is made with an intent to create inventive forms and give complete satisfaction to its customers in terms of designs, utility and longevity. The feel of this exquisite range of laminates enamors and creates a captivating essence to add grace to your decor in every possible way with elegance and brilliance.

### SPECIFICATION

**Product:** High Pressure Decorative Laminated Sheets  
**Size:** 1220 x 2440 MM.  
**Thickness:** 1 & 1.25 MM

### MAINTENANCE

- Clean with mild soap solution or household detergent.
- Abrasive Cleaner should not be used.
- Avoid direct sunlight.

### RESISTANCE

To Surface wear, Immersion in boiling water, Direct impact by small diameter ball, Cigarette burn, staining, Scratches, Color change in Xenon Arc Light.



**6+ BLUE WOOL RATED PIGMENTS FOR UV RESISTANCE**



**4X MORE ABRASION RESISTANT**



**ZERO LIGHT REFLECTION**



**ECO FRIENDLY PHENOLIC RESINS**



**ANTI-BACTERIAL LAMINATES**



**RESISTANT TO MOULD FORMATION**



**WATER REPELLENT**



**48 HOUR DELIVERY PROMISE**

**ROYALÉ TOUCHÉ GROUP**  
One 42, North Tower, Nr. Jayantilal Park BRTS,  
Ambli Bopal Road, Ahmedabad - 380 054, (Gujarat) INDIA  
Phone No. +91 79 4750 7600 | Toll Free No. 1800 103 4357  
sales@royaletouche.com | www.royaletouche.com



SCAN QR CODE TO DOWNLOAD OUR NEW MOBILE APP



SCAN QR CODE TO FIND YOUR NEAREST DISPLAY SHOWROOM

THE ONLY BRAND WITH AN  
ACRYLIC THROUGH AND THROUGH

*solid*  
**ACRYLIC**

Quality that speaks volumes. Co-Extruded **Solid Acrylic 2mm products**  
with **superior clarity and strength**. A global collaboration redefining acrylic excellence -  
**ROYALÉ TOUCHÉ's** design finesse meets **SEWON's** cutting-edge technology.



**YEARS**  
**WARRANTY**

**AGAINST FADING & YELLOWING**  
(INDOOR APPLICATION)\*




SCAN TO  
VISIT  
WEBSITE



SCAN TO  
DOWNLOAD  
CATALOGUE

ROYALÉ TOUCHÉ  
SOLID ACRYLICS


ACRYLIC THROUGH  
THROUGH



GL 33101  
GLOSSY

MT 44101  
MATT


**Celestial White**



GL 33103  
GLOSS

MT 44103  
MATT


**Eternal White**



GL 33108  
GLOSS

MT 44108  
MATT


**Seashell Beige**



GL 33110  
GLOSS

MT 44110  
MATT


**Sahara**



GL 33104  
GLOSS

MT 44104  
MATT

**Sunset Cream**



GL 33106  
GLOSS

MT 44106  
MATT


**Stone Mist**



GL 33105  
GLOSS

MT 44105  
MATT


**Almond Blush**



GL 33107  
GLOSS

MT 44107  
MATT


**Desert Taupe**



GL 33102  
GLOSS

MT 44102  
MATT


**Oyster**



GL 33109  
GLOSS

MT 44109  
MATT


**Mocha**



GL 33111  
GLOSS

MT 44111  
MATT


**Granite Grey**



GL 33112  
GLOSS

MT 44112  
MATT

**Arctic Haze**



GL 33114  
GLOSS

MT 44114  
MATT


**Basalt Grey**



GL 33113  
GLOSS

MT 44113  
MATT


**Steel Mist**



GL 33115  
GLOSS

MT 44115  
MATT


**Graphite**



GL 33116  
GLOSS

MT 44116  
MATT

**Seagrass Green**

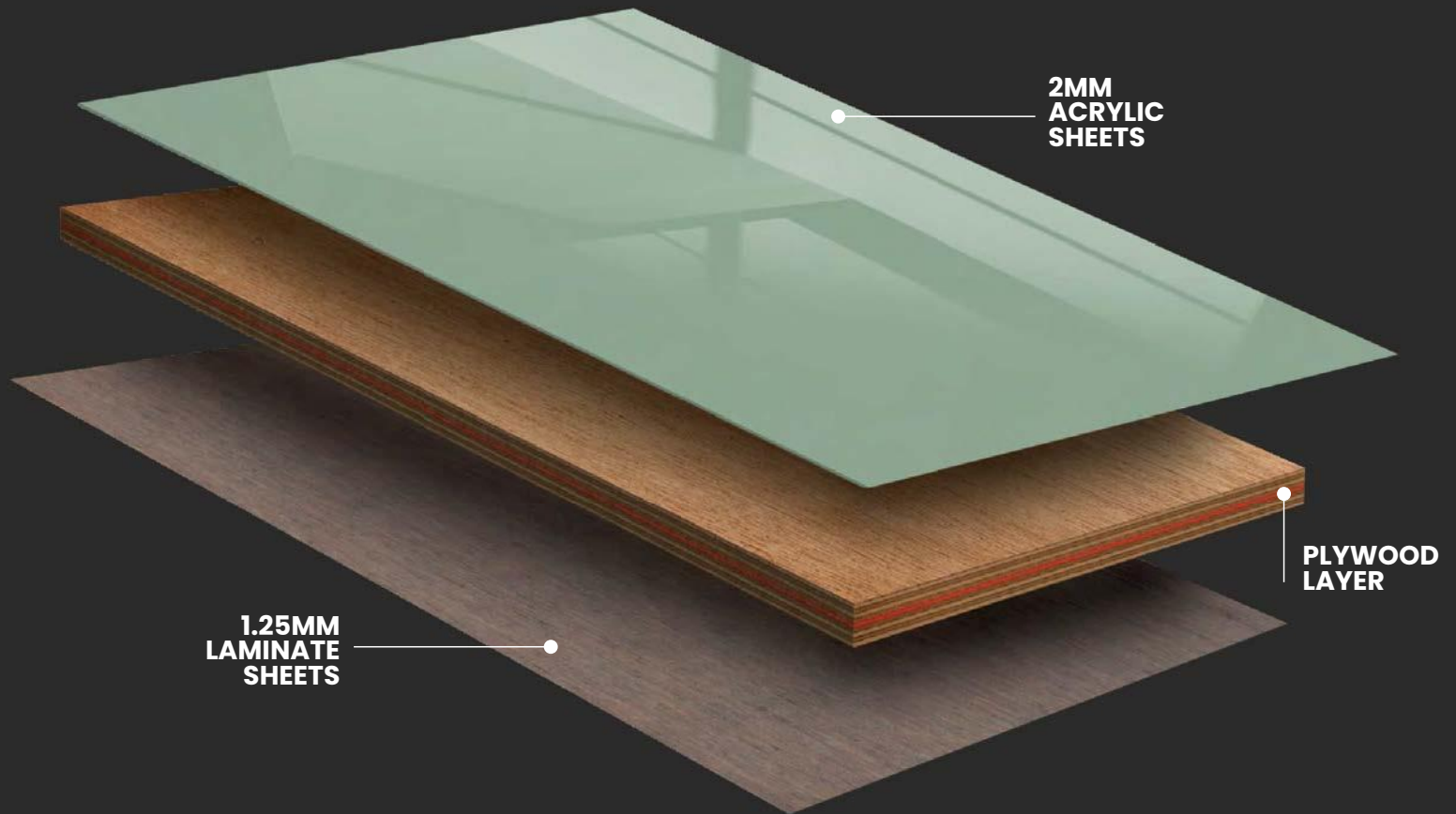


GL 33117  
GLOSS

MT 44117  
MATT

**Midnight Teal**

When using a **2mm acrylic sheets** to construct shutters or wardrobe panels, it is essential that the boards are balanced on the back side. **The board can be balanced using either the same acrylic sheet or a 1.25mm Laminate sheets.**



ROYALE TOUCHE ACRYLIC SHEET	MATCHING LAMINATE DESIGN
<b>33101 / 44101</b> Celestial White	<b>1111</b>
<b>33102 / 44102</b> Oyster	<b>1149</b>
<b>33103 / 44103</b> Eternal White	<b>1112</b>
<b>33104 / 44104</b> Sunset Cream	<b>1136</b>
<b>33105 / 44105</b> Almond Blush	<b>1199</b>
<b>33106 / 44106</b> Stone Mist	<b>1181</b>
<b>33107 / 44107</b> Desert Taupe	<b>1138</b>
<b>33108 / 44108</b> Seashell Beige	<b>1163</b>
<b>33109 / 44109</b> Mocha	<b>1164</b>

ROYALE TOUCHE ACRYLIC SHEET	MATCHING LAMINATE DESIGN
<b>33109 / 44109</b> Mocha	<b>1164</b>
<b>33110 / 44110</b> Sahara	<b>1148</b>
<b>33111 / 44111</b> Granite Grey	<b>248</b>
<b>33112 / 44112</b> Arctic Haze	<b>1105</b>
<b>33113 / 44113</b> Steel Mist	<b>1150</b>
<b>33114 / 44114</b> Basalt Grey	<b>1176</b>
<b>33115 / 44115</b> Graphite	<b>1104</b>
<b>33116 / 44116</b> Seagrass Green	<b>1174</b>
<b>33117 / 44117</b> Midnight Teal	<b>1186</b>

**Above is a list of all the matching colours of Royalé Touché against all our acrylic products which can be used to balance the shutter and also match it in one colour.**

Most colours are available in Glossy and Matt finishes in our Crystal and Crystal Matty+ range of products. This will make the entire shutter look like a single piece. Matching edge-bends for the above Royalé Touché colours is also available in every case.

ITALIAN LEGACY.  
INDIAN LUXURY.



# Luxe VENEERS

**Royale Touche - Luxe Veneers**, we believe that beauty lies in the smallest details -  
Each sheet is made with some of the **world's finest timbers**,  
**sliced with precision, and finished with artistry.**



AUTHENTIC  
MADE-IN-ITALY  
VENEER



PRESSED ON  
PREMIUM INDONESIAN  
HARDWOOD PLY



CERTIFIED  
SUSTAINABLE WOOD  
SOURCES



UV  
STABLE  
PIGMENTS



BONDED WITH  
ORIGINAL KLEIBERIT®  
GERMAN ADHESIVE



EUROPEAN  
CERTIFIED LOW VOC  
& NON-TOXIC



COLOUR  
CONSISTENT ACROSS  
ALL SUPPLIES



AVAILABLE IN  
SEAMLESS 10×4 FT  
& 8×4 FT PANELS



AGED &  
THERMALLY  
BALANCED

In collaboration  
with  
**busnelli**  
INTERNATIONAL s.p.a



SCAN  
TO VISIT  
WEBSITE



SCAN TO  
DOWNLOAD  
CATALOGUE



**99121**  
OAK TERRA CLASSICO



**99101**  
PARMA GOLDLINE ASH



**99107**  
CANALETTO LIGHT OAK



**99117**  
OAK SANDRIFT NATURALE



**99113**  
LINEA BISCOTTO



Busnelli exemplifies innovation, artistry, and respect for nature's beauty. Collaborating with renowned Italian designers like Carlo Colombo, Fabio Novembre, and Cesare & Ennio Arosio, Busnelli blends design intelligence, emotion, and functionality to shape the future of global architecture and interiors.

**70+**

Years of expertise in interior design products.

**250+**

Successful projects delivered for big clients.

**100%**

Collaboration with the greatest designers.

**20+**

International awards from industry Leaders.



**99103**  
AREZZO ALMOND ASH



**99115**  
SESSILE PRIME OAK



**99122**  
HONEY OAK NATURALE



**99105**  
SCANDINAVIAN OAK



**99119**  
AGED AURELIO OAK





**99118**  
TERRA FUME WALNUT



**99109**  
BELLAGIO GREY OAK



**99111**  
VENETO OAK



**99102**  
FUMED CLARO MOCHA



**99120**  
WALNUT SERAFINO



**99110**  
WALNUT STONE GRIGIO



**99108**  
BLU NOTTURNO



**99106**  
SHADOW VERDE



**99116**  
AROSIO VELVET NOTTE



**99104**  
WALNUT OMBRA



**99114**  
WALNUT TERRA PROFONDO



**99112**  
OMBRA UNO



# PERFORMANCE PLYWOOD

## 1<sup>ST</sup> TIME IN INDIA

a plywood made with scientifically researched proprietary Vacuum Pressure Treatment (VPT) Process to provide unparalleled 4X protection against termites and borer.



**FIRE RETARDANT**



**VACUUM PRESSURE CHEMICAL TREATMENT**



**LIFETIME WARRANTY**



**FULLY CALIBRATED**



**BOILING WATER PROOF**



**TERMITES & BORER PROOF**

### SMART CHOICE: KNOW YOUR PRODUCT

PLYWOOD QUALITY	Royalé Touché	OTHER BRANDS	NON-BRANDED
PRESERVATIVE TREATMENT FOR BORER & TERMITE	4 Stages	2 Stages	Single Stage
VACUUM PRESSURE TREATMENT ALL OF VENEERS	✓	✗	✗
FIRE RETARDANT	✓	Limited Products	✗
BOILING WATERPROOF FOR ALL PRODUCTS	✓	Limited Products	Very Few Products
LIFETIME WARRANTY FOR ALL PRODUCTS	✓	Select Few Products	No Lifetime Warranty
GURJAN FACE	✓	Select Few Products	✗
CALIBRATED PLY	✓	Select Few Products	Non-Calibrated
ALL PRODUCTION IN COMPANY'S OWN FACTORY	100%	Select Few Products	Very Few Products or Job Work
E0 FORMALDEHYDE EMISSION COMPLIANCE	✓	Select Few Products	✗



**DISCOVER THE CRAFT BEHIND EVERY SHEET**  
SCAN AND FIND OUT



# FLUSH DOORS

time in India

Doors Made With

**100% Southern Yellow**


**Pine (SYP) Timber** imported from the

**US And Gurjan Face**, Giving It

Superior **Strength**

**And Durability** With &

Sleek Finish.

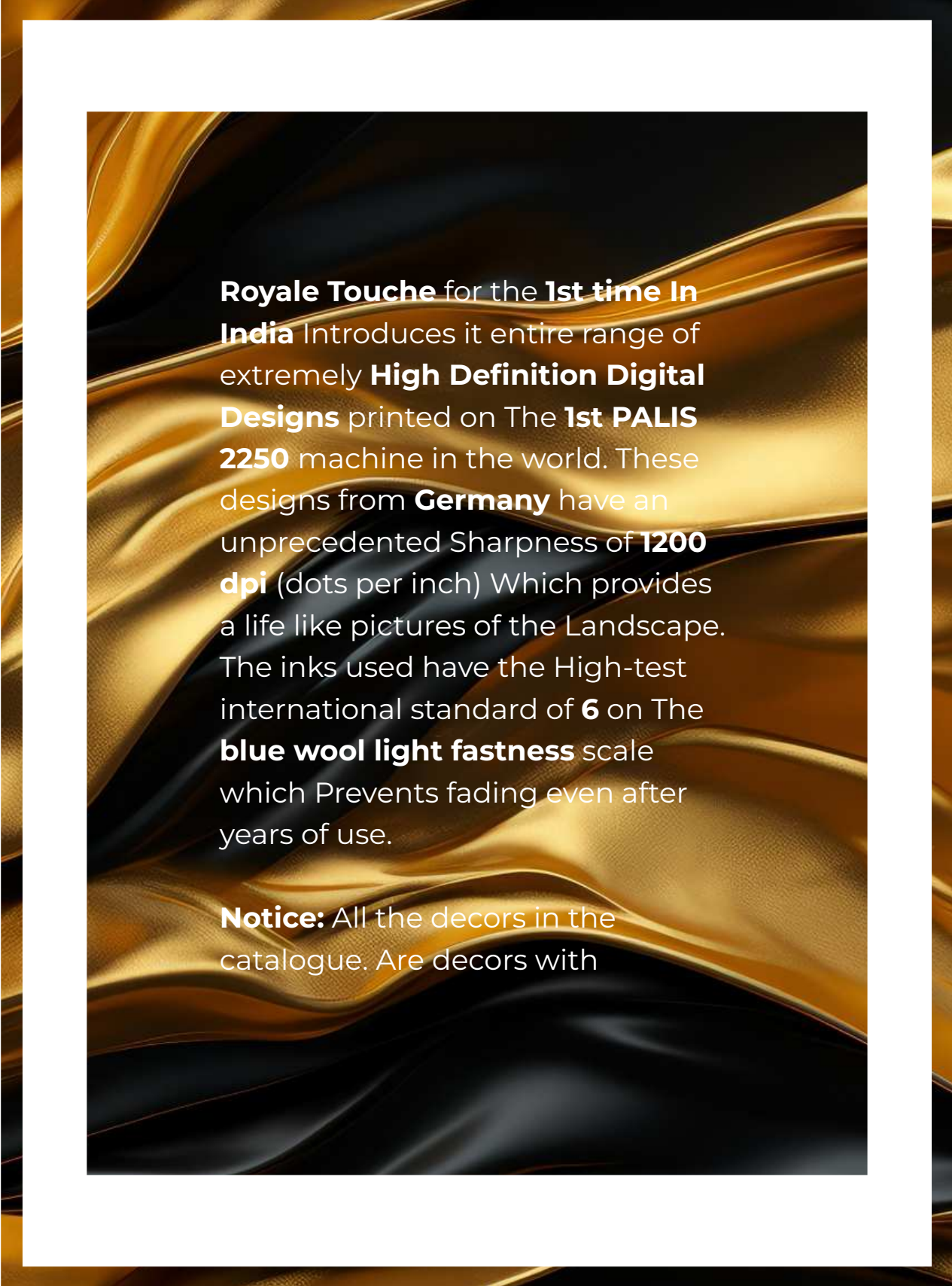


BRINGING  
PERFECTION  
TO EVERY  
SURFACE.



ROYALÉ TOUCHÉ

**HD PRINTS**  
EDITION 2026-27



**Royale Touche** for the **1st time In India** Introduces its entire range of extremely **High Definition Digital Designs** printed on The **1st PALIS 2250** machine in the world. These designs from **Germany** have an unprecedented Sharpness of **1200 dpi** (dots per inch) which provides a life-like picture of the Landscape. The inks used have the High-test international standard of **6** on The **blue wool light fastness** scale which Prevents fading even after years of use.

**Notice:** All the decors in the catalogue. Are decors with


**MRP.: ₹4000**

Inclusive of GST

Thickness : **1.25 mm**  
Size : **1220X2440 mm**



HD 7001  
SOFT MATT FINISH | W: 1220mm X H: 2440mm  
1.25mm




HD 7049  
SOFT MATT FINISH | W: 1220mm X H: 2440mm  
1.25mm



HD 7003  
WASABI

HD 7003  
STONE FINISH | W: 1220mm X H: 2440mm  
1.25mm




HD 7051  
MATT FINISH | W: 1220mm X H: 2440mm  
1.25mm






**HD 7050**  
**MATT FINISH** | W: 1220mm X H: 2440mm  
1.25mm



**HD 7058**  
**MATT FINISH** | W: 1220mm X H: 2440mm  
1.25mm



**HD 7048**  
**MATT FINISH** | W: 1220mm X H: 2440mm  
1.25mm



**HD 7057**  
**MATT FINISH** | W: 1220mm X H: 2440mm  
1.25mm






HD 7034  
STONE FINISH | W: 1220mm X H: 2440mm  
1.25mm



HD 7042  
ZERO MATT FINISH | W: 1220mm X H: 2440mm  
1.25mm



HD 7040  
STONE FINISH | W: 1220mm X H: 2440mm  
1.25mm




HD 7037  
MATT FINISH | W: 1220mm X H: 2440mm  
1.25mm





**HD 7055**  
HIGH GLOSS FINISH | W: 1220mm X H: 2440mm  
1.25mm



**HD 7056**  
HIGH GLOSS FINISH | W: 1220mm X H: 2440mm  
1.25mm



### SPECIFICATION

**Product:** High Pressure Decorative Laminated Sheets  
**Size:** 1220 x 2440 MM.  
**Thickness:** 1.25 MM

### MAINTENANCE

Clean with mild soap solution or household detergent.  
Abrasive Cleaner should not be used.  
Avoid direct sunlight.

### RESISTANCE

To Surface wear, Immersion in boiling water,  
Direct impact by small diameter ball, Cigarette burns,  
staining, Scratches, Color change in Xenon Arc Light.



HEALTH FRIENDLY  
NON FADING COLOR  
UV PROTECTED



INNOVATIVE  
TEXTURES



ANTI FINGER  
MARK



ANTI-BACTERIAL  
LAMINATES



MADE IN GERMANY  
HD PRINT



4X ABRASION  
RESISTANCE



**HD 7039**  
STONE FINISH | W: 1220mm X H: 2440mm  
1.25mm





HD 7005  
SOFT MATT FINISH | W: 1220mm X H: 2440mm  
1.25mm



HD 7006  
CANVAS FINISH | W: 1220mm X H: 2440mm  
1.25mm



HD 7004  
CANVAS FINISH | W: 1220mm X H: 2440mm  
1.25mm




HD 7007  
MATT FINISH | W: 1220mm X H: 2440mm  
1.25mm






HD 7043  
ZERO MATT FINISH | W: 1220mm X H: 2440mm  
1.25mm



HD 7041  
ZERO MATT FINISH | W: 1220mm X H: 2440mm  
1.25mm



HD 7011  
DRY MATT FINISH | W: 1220mm X H: 2440mm  
1.25mm




HD 7053  
OAK FINISH | W: 1220mm X H: 2440mm  
1.25mm







HD 7052  
FABRIC FINISH | W: 1220mm X H: 2440mm  
1.25mm



HD 7054  
OAK FINISH | W: 1220mm X H: 2440mm  
1.25mm




HD 7020 - VERTICAL  
WOOD LINE FINISH | W: 1220mm X H: 2440mm  
1.25mm




HD 7008 - HORIZONTAL  
WOOD LINE FINISH | W: 1220mm X H: 2440mm  
1.25mm





HD 7009 - HORIZONTAL  
WOOD LINE FINISH

W: 1220mm X H: 2440mm  
1.25mm




HD 7035  
FABRIC FINISH

W: 1220mm X H: 2440mm  
1.25mm




HD 7033  
FABRIC FINISH


W: 1220mm X H: 2440mm  
1.25mm



HD 7036  
FABRIC FINISH


W: 1220mm X H: 2440mm  
1.25mm







**HD 7028**  
**LEATHER FINISH** | W: 1220mm X H: 2440mm  
1.25mm



**HD 7047**  
**FABRIC FINISH** | W: 1220mm X H: 2440mm  
1.25mm




**HD 7046**  
**FABRIC FINISH** | W: 1220mm X H: 2440mm  
1.25mm




**HD 7012**  
**FABRIC FINISH** | W: 1220mm X H: 2440mm  
1.25mm






HD 7038  
FABRIC FINISH | W: 1220mm X H: 2440mm  
1.25mm



HD 7013 - VERTICAL  
WOOD LINE FINISH | W: 1220mm X H: 2440mm  
1.25mm



HD 7027 - HORIZONTAL  
WOOD LINE FINISH | W: 1220mm X H: 2440mm  
1.25mm



HD 7023 - HORIZONTAL  
WOOD LINE FINISH | W: 1220mm X H: 2440mm  
1.25mm





HD 7016  
MATT FINISH | W: 1220mm X H: 2440mm  
1.25mm



HD 7022  
CANVAS FINISH | W: 1220mm X H: 2440mm  
1.25mm



HD 7018  
FABRIC FINISH | W: 1220mm X H: 2440mm  
1.25mm



DESIGNS AS  
UNIQUE AS  
YOU ARE



48 HOUR DELIVERY PROMISE



ECO FRIENDLY PHENOLIC RESINS



6+ BLUE WOOL  
RATING PIGMENTS FOR UV RESISTANCE



4X MORE ABRASION RESISTANT



ANTI-BACTERIAL LAMINATES



CML - LX+ - 1164 **NEW**



CML - LX+ - 1136 **NEW**



CML - LX+ - 1166 **NEW**



CML - LX+ - 1138 **NEW**



CML - LX+ - 1181 **NEW**




LAC - LX+ - 1137 **NEW**




LAC - LX+ - 1138 **NEW**



LAC - LX+ - 1215 **NEW**



LAC - LX+ - 1149 **NEW**



LAC - LX+ - 1150 **NEW**





HAC - LM - 2254 **NEW**





HAC - LM - 2251 **NEW**



HAC - LM - 2253 **NEW**




HAC - LM - 2252 **NEW**



LTR - LM - 2252 **NEW**



LTR - LM - 2254 **NEW**



LTR - LM - 2251 **NEW**




LTR - LM - 2253 **NEW**





MOLTEN - 8022 (NEW)



MOLTEN - 8024 (NEW)



MOLTEN - 8025 (NEW)



MOLTEN - 8021 (NEW)



MOLTEN - 8026 (NEW)




MOLTEN - 8023 (NEW)



METAL - 8054 (NEW)



METAL - 8056 (NEW)



METAL - 8055 (NEW)



METAL - 8052 (NEW)




METAL - 8053 (NEW)




METAL - 8051 (NEW)






SR CRYSTAL Z+ - 2206



SR CRYSTAL Z+ - 2204



SR CRYSTAL Z+ - 2205




SR CRYSTAL Z+ - 2203



CRYSTAL - 2206 (NEW)



CRYSTAL - 2204 (NEW)




CRYSTAL - 2205 (NEW)



CRYSTAL - 2203 (NEW)



CRYSTAL - 2202 (NEW)



SR CRYSTAL Z+ - 2202



SR CRYSTAL Z+ - 2201



CRYSTAL - 2201 (NEW)



CRYSTAL - 1253



CRYSTAL - 1254



CRYSTAL - 1256



CRYSTAL - 1252



CRYSTAL - 1257




CRYSTAL - 1255



# CRYSTAL

# 850

Scuff,  
Mar & Abrasion  
Resistant Laminate



CRYSTAL - 1123

EB




CRYSTAL - 1112

EB



CRYSTAL - 1161

EB



CRYSTAL - 1149

NEW




CRYSTAL - 1136

NEW



CRYSTAL - 1138

NEW



CRYSTAL - 1148

NEW



CRYSTAL - 1137

NEW



CRYSTAL - 1181

EB




CRYSTAL - 1150

NEW



CRYSTAL - 1166

EB



CRYSTAL - 1162

EB



CRYSTAL - 1199

NEW



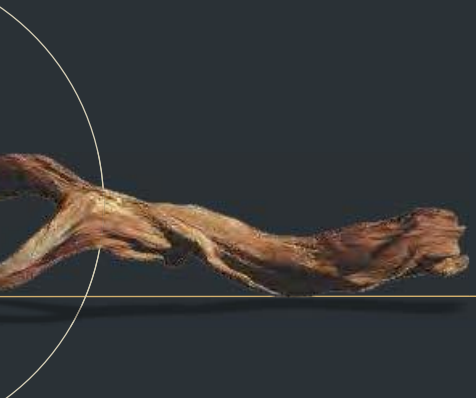


EXACT MATCHING EDGE BANDING AVAILABLE



# Splendid

the reflective surface of the laminate adds a touch of elegance and sophistication to any space.



CRYSTAL - 1163 ■ EB



CRYSTAL - 1164 ■ EB



CRYSTAL - 1165 ■ EB



CRYSTAL - 1168 ■ EB




CRYSTAL - 1167 ■ EB



CRYSTAL - 1189 ■ EB



CRYSTAL - 1188 ■ EB



CRYSTAL - 1120 ■ EB



CRYSTAL - 1119 ■ EB


EXACT MATCHING EDGE BANDING AVAILABLE



CRYSTAL - 1105 ■ EB




CRYSTAL - 1176 ■ EB



CRYSTAL - 1104 ■ EB



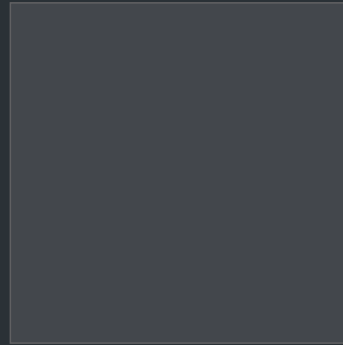
CRYSTAL - 1177 ■ EB




CRYSTAL - 1154 (NEW)



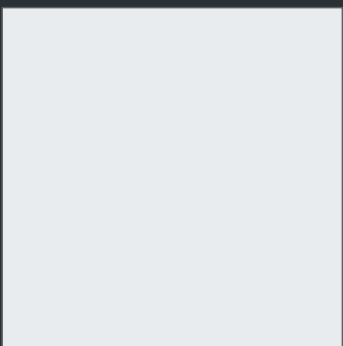
CRYSTAL - 1153 (NEW)



CRYSTAL - 1182 ■ EB




CRYSTAL - 1111 ■ EB



CRYSTAL - 1130 (NEW)




CRYSTAL - 1141 ■ EB




CRYSTAL - 1142 ■ EB



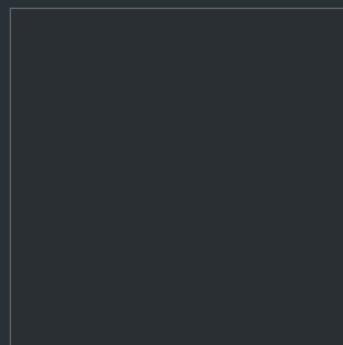
CRYSTAL - 1132 (NEW)



CRYSTAL - 1180 ■ EB



CRYSTAL - 1173 ■ EB



CRYSTAL - 1184 ■ EB



CRYSTAL - 1131 (NEW)

■ EXACT MATCHING EDGE BANDING AVAILABLE



EB - 1174

ROYALÉ TOUCHÉ

*Advant* **EDGE**

—→ BANDING ←—



Exact Matching Edge Banding Available

Royalé Touché is proud to introduce AdvantEDGE. A specially designed collection of 100% matching edge banding strips for its entire collection of solid colors in the CRYSTAL & CRYSTAL MATTY+ range. Produced as per the highest quality standards, these edge bands will enhance the beauty of your masterpiece..




# CRYSTAL

the high gloss finish of our laminates creates a stunning visual effect that will leave a lasting impression.



CRYSTAL - 1134

NEW




CRYSTAL - 1183

EB




CRYSTAL - 1143

EB



CRYSTAL - 1133

NEW




CRYSTAL - 1139

NEW




CRYSTAL - 1174

EB



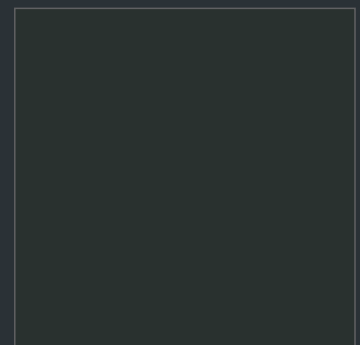
CRYSTAL - 1186

EB



CRYSTAL - 1140

NEW



CRYSTAL - 1175

EB

EXACT MATCHING EDGE BANDING AVAILABLE



CRYSTAL- 1171 ■ EB



CRYSTAL- 1190 ■ EB



CRYSTAL- 1179 ■ EB



CRYSTAL- 1172 ■ EB



CRYSTAL- 1135 **NEW**



CRYSTAL- 1169 ■ EB



CRYSTAL- 1170 ■ EB



CRYSTAL- 1187 ■ EB




CRYSTAL- 1185 ■ EB



CRYSTAL- 1178 ■ EB



CRYSTAL- 1122 **NEW**



CRYSTAL- 1121 **NEW**




MATTY CRYSTAL- 1185 ■ EB



MATTY CRYSTAL- 1178 ■ EB



MATTY CRYSTAL- 1122 **NEW**



MATTY CRYSTAL- 1180 ■ EB


■ EXACT MATCHING EDGE BANDING AVAILABLE




MATTY CRYSTAL- 1123 ■ EB



MATTY CRYSTAL - 1112 (NEW)



MATTY CRYSTAL- 1136 (NEW)




MATTY CRYSTAL- 1163 (NEW)



MATTY CRYSTAL- 1181 ■ EB



MATTY CRYSTAL- 1149 (NEW)



MATTY CRYSTAL- 1199 (NEW)



MATTY CRYSTAL- 1138 (NEW)



MATTY CRYSTAL- 1131 (NEW)




MATTY CRYSTAL- 1164 ■ EB



MATTY CRYSTAL- 1166 ■ EB




MATTY CRYSTAL- 1150 (NEW)




MATTY CRYSTAL- 1186 ■ EB



MATTY CRYSTAL- 1174 ■ EB



MATTY CRYSTAL- 1133 (NEW)



MATTY CRYSTAL- 1134 (NEW)




MATTY CRYSTAL- 1153 (NEW)



MATTY CRYSTAL- 1176 ■ EB



MATTY CRYSTAL- 1104 ■ EB



MATTY CRYSTAL- 1177 ■ EB


■ EXACT MATCHING EDGE BANDING AVAILABLE




CRYSTAL- 1284



CRYSTAL- 1285



CRYSTAL- 1260




CN CRYSTAL Z + 1112



TT CRYSTAL Z+ - 1217



SS CRYSTAL Z+ - 1112




SS CRYSTAL Z+ - 1166



CN CRYSTAL Z+ - 1188



TT CRYSTAL Z+ - 1218



TT CRYSTAL Z+ - 1216



CN CRYSTAL Z+ - 1164





MG CRYSTAL Z+ - 1197



MG CRYSTAL Z+ - 1191



MG CRYSTAL Z+ - 1193



MG CRYSTAL Z+ - 1194



PM CRYSTAL Z+ - 1196



MG CRYSTAL Z+ - 1260




MG CRYSTAL Z+ - 1196



PM CRYSTAL Z+ - 1197

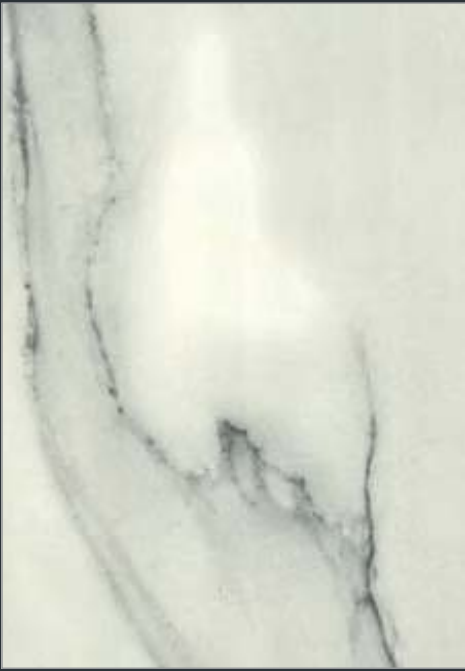


PM CRYSTAL Z+ - 1129



PM CRYSTAL Z+ - 1177





CRYSTAL - 1214



CRYSTAL - 1215



CRYSTAL - 1291

NEW



CRYSTAL - 1209



CRYSTAL - 1275



CRYSTAL - 1292

NEW



CRYSTAL - 1208



CRYSTAL - 1224



CRYSTAL - 1223





CRYSTAL - 1213



CRYSTAL - 1202



CRYSTAL - 1236




CRYSTAL - 1237



CRYSTAL - 1264



CRYSTAL - 1227



CRYSTAL - 1222



CRYSTAL - 1221






CRYSTAL - 1245



CRYSTAL - 1242



CRYSTAL - 1246



CRYSTAL - 1243



CRYSTAL - 1244



CRYSTAL - 1247



CRYSTAL - 1289 **NEW**



CRYSTAL - 1288 **NEW**



CRYSTAL - 1290 **NEW**





CRYSTAL - 1279 **NEW**



CRYSTAL - 1280 **NEW**



CRYSTAL - 1272



CRYSTAL - 1271



CRYSTAL - 1273



CRYSTAL - 1274



CRYSTAL - 1207



CRYSTAL - 1205





SV CRYSTAL Z+ - 1227



SV CRYSTAL Z+ - 1236 **NEW**



SV CRYSTAL Z+ - 1264



SV CRYSTAL Z+ - 1241



SV CRYSTAL Z+ - 1213



BG CRYSTAL Z+ - 1214



MATTY CRYSTAL Z+ - 1281 **NEW**




MATTY CRYSTAL Z+ - 1270



MATTY CRYSTAL Z+ - 1266





OL CRYSTAL Z+ - 1245



OL CRYSTAL Z+ - 1242



OL CRYSTAL Z+ - 1246



OL CRYSTAL Z+ - 1268



OL CRYSTAL Z+ - 1269



OL CRYSTAL Z+ - 1267



VG CRYSTAL Z+ - 1262



VG CRYSTAL Z+ - 1263





MATTY CRYSTAL Z+ - 1275



MATTY CRYSTAL Z+ - 1249



MATTY CRYSTAL Z+ - 1295 **NEW**



MATTY CRYSTAL Z+ - 1248



MATTY CRYSTAL Z+ - 1250




MATTY CRYSTAL Z+ - 1282 **NEW**



MATTY CRYSTAL Z+ - 1277



MATTY CRYSTAL Z+ - 1276



MATTY CRYSTAL Z+ - 1251






LX CRYSTAL Z+ - 1299 **NEW**




LX CRYSTAL Z+ - 1138 **NEW**



LX CRYSTAL Z+ - 1136 **NEW**



LX CRYSTAL Z+ - 1154 **NEW**



LX CRYSTAL Z+ - 1294 **NEW**







AT CRYSTAL Z+ - 1298 **NEW**



AT CRYSTAL Z+ - 1124 **NEW**



AT CRYSTAL Z+ - 1297 **NEW**



AT CRYSTAL Z+ - 1296 **NEW**



AM CRYSTAL Z+ - 1129





BB CRYSTAL Z+ - 1175 **NEW**



BB CRYSTAL Z+ - 1112 **NEW**



BB CRYSTAL Z+ - 1139 **NEW**




BB CRYSTAL Z+ - 1138 **NEW**




BB CRYSTAL Z+ - 1163 **NEW**



BB CRYSTAL Z+ - 1176 **NEW**



BB CRYSTAL Z+ - 1164 **NEW**



BB CRYSTAL Z+ - 1177 **NEW**





PP CRYSTAL Z+ - 1287 **NEW**



PP CRYSTAL Z+ - 1286 **NEW**



PP CRYSTAL Z+ - 1166 **NEW**



PP CRYSTAL Z+ - 1129 **NEW**



PP CRYSTAL Z+ - 1186 **NEW**



PP CRYSTAL Z+ - 1123 **NEW**



PP CRYSTAL Z+ - 1104 **NEW**



PP CRYSTAL Z+ - 1133 **NEW**





GW CRYSTAL Z+ - 1293 **NEW**



GW CRYSTAL Z+ - 1294 **NEW**



GW CRYSTAL Z+ - 1139 **NEW**



GW CRYSTAL Z+ - 1140 **NEW**



GW CRYSTAL Z+ - 1148 **NEW**



GW CRYSTAL Z+ - 1132 **NEW**



GW CRYSTAL Z+ - 1130 **NEW**



GW CRYSTAL Z+ - 1154 **NEW**





MATTY CRYSTAL Z+ 2211  
FULL SHEET VIEW



MATTY CRYSTAL Z+ - 2211 **NEW**




MATTY CRYSTAL Z+ 2219  
FULL SHEET VIEW



MATTY CRYSTAL Z+ - 2219 **NEW**



MATTY CRYSTAL Z+ 2218  
FULL SHEET VIEW



MATTY CRYSTAL Z+ - 2218 **NEW**





NV CRYSTAL Z+ - 2223

NEW



NV CRYSTAL Z+ - 2221

NEW




NV CRYSTAL Z+ - 2222

NEW



SO CRYSTAL Z+ - 2230

NEW



AD CRYSTAL Z+ - 2215

NEW



MATTY CRYSTAL Z+ - 2214

NEW






CV CRYSTAL Z+ - 2217

NEW



RF CRYSTAL Z+ - 2216

NEW



MATTY CRYSTAL Z+ - 2212

NEW



RF CRYSTAL Z+ - 2225

NEW



MATTY CRYSTAL Z+ - 2227

NEW



MATTY CRYSTAL Z+ - 2213

NEW







MATTY CRYSTAL Z+ - 2226 **NEW**



CV CRYSTAL Z+ - 2228 **NEW**



VV CRYSTAL Z+ - 2220 **NEW**



NT CRYSTAL Z+ - 2229 **NEW**



MATTY CRYSTAL Z+ - 2224 **NEW**



SL CRYSTAL Z+ - 2231 **NEW**  
FULL SHEET VIEW





MATTY CRYSTAL Z+ - 2208 **NEW**



MATTY CRYSTAL Z+ - 2209 **NEW**




MATTY CRYSTAL Z+ - 2210 **NEW**



MATTY CRYSTAL Z+ - 1283 **NEW**





MM CRYSTAL Z+ - 2232

NEW



NV CRYSTAL Z+ - 2233

NEW





MATTY CRYSTAL Z+ - 2235


NEW




MATTY CRYSTAL Z+ - 2234

NEW





3D - 1816 NEW



3D - 1817 NEW



3D - 1818 NEW



3D - 1797 NEW



3D - 1819 NEW







TM - 1841 **NEW**



TM - 1842 **NEW**



TM - 1844 **NEW**



TM - 1843 **NEW**



3D - 1853 **NEW**



3D - 1854 **NEW**





GY - 1814

NEW



GY - 1813

NEW



GY - 1815

NEW




GY - 1811

NEW



GY - 1812

NEW



OC - 1691



CV - 1828

NEW



CV - 1827

NEW



OC - 1692





RF - 1831

NEW



RF - 1829

NEW



RF - 1830

NEW



GM - 1512



LN - 1427



LN - 1562



JT - 1646



JT - 1648



JT - 1647





PU - 1777 **NEW**



PU - 1778 **NEW**



PU - 1790 **NEW**



PU - 1789 **NEW**



PU - 1613



PU - 1776 **NEW**



PU - 1721



PU - 1779 **NEW**





CRYSTAL - 1239



PU - 1628



PU - 1365



CRYSTAL - 1238



PU - 1852



PU - 1702



PU - 1637



PU - 1634



PU - 1635





PU - 1788 **NEW**



PU - 1786 **NEW**



PU - 1787 **NEW**



PU - 1797 **NEW**



PU - 1798 **NEW**



PU - 1854 **NEW**



PU - 1853 **NEW**





PU - 1701



PU - 1723



PU - 1724



PU - 1808 **NEW**



PU - 1809 **NEW**



PU - 1810 **NEW**



CK - 1810 **NEW**



CK - 1807 **NEW**



CK - 1808 **NEW**





BG - 1641



GS - 1475



GS - 1792 **NEW**



MR - 1588



VS - 1615



MR - 1628



GS - 1701



GS - 1791 **NEW**



GS - 1702





MR - 1587



BG - 1642



SV - 1666



SV - 1667



SV - 1665




SV - 1668




BG - 1725





OR - 1793

NEW



OR - 1523



OR - 1520



OR - 1521




OR - 1613



OR - 1522



OR - 1742



TK - 1859

NEW



TK - 1858

NEW






GB - 1826 **NEW**




GB - 1825 **NEW**



GB - 1616




MT - 1734



GB - 1617



GB - 1851 **NEW**



MT - 1735



MT - 1736



MT - 1737





BG - 1779 **NEW**



BG - 1767 **NEW**



BG - 1778 **NEW**



IG - 1776 **NEW**



IG - 1790 **NEW**



BG - 1721



BG - 1635



BG - 1770 **NEW**



BG - 1637





IG - 1777 **NEW**



IG - 1789 **NEW**



AN - 1824 **NEW**



AN - 1821 **NEW**



AN - 1822 **NEW**



AN - 1823 **NEW**





FM - 1756 **NEW**



FM - 1753 **NEW**



FM - 1755 **NEW**



FM - 1754 **NEW**



FM - 1752 **NEW**




FM - 1751 **NEW**







AD - 1769 **NEW**




AD - 1768 **NEW**



BM - 1744 **NEW**



BM - 1746 **NEW**




BM - 1745 **NEW**



BM - 1743 **NEW**







AD - 1782 **NEW**




AD - 1795 **NEW**



AD - 1781 **NEW**



AD - 1784 **NEW**



AD - 1785 **NEW**



AD - 1783 **NEW**






VV - 1835 **NEW**



VV - 1834 **NEW**



VV - 1860 **NEW**



VV - 1836 **NEW**



VV - 1837 **NEW**





VC - 1748 **NEW**



VC - 1750 **NEW**



VC - 1749 **NEW**



VC - 1747 **NEW**



SM - 1740



ET - 1840 **NEW**





MP - 1659



MP - 1658



MP - 1656



MP - 1657



ET - 1839

NEW



ET - 1838

NEW





PG - 1864 **NEW**



PG - 1861 **NEW**



PG - 1863 **NEW**



PG - 1862 **NEW**



LG - 1661





SY - 1847

NEW



SY - 1845

NEW



SY - 1846

NEW



LG - 1664



LG - 1799

NEW



LG - 1663





ES - 1681



ES - 1682



ES - 1697



ES - 1765 **NEW**



ES - 1728



ES - 1730



ES - 1698



ES - 1764 **NEW**



ES - 1766 **NEW**



ES - 1729





ES - 1690



ES - 1699



ES - 1800 **NEW**



ES - 1678



ES - 1679



ES - 1683



FM - 1727



FM - 1726



ES - 1684





SL - 1833 **NEW**



SL - 1757 **NEW**



SL - 1832 **NEW**



SL - 1758 **NEW**



SL - 1760 **NEW**



EO - 1344



EO - 1345



SL - 1759 **NEW**





FM - 1716




FM - 1715



FM - 1802 **NEW**



FM - 1713



FM - 1714



FM - 1801 **NEW**



FM - 1803 **NEW**





VW - 1672



VW - 1671



SB - 1534



VW - 1673



VW - 1674



SB - 1533



SB - 1550



SB - 1388





SM - 1731



SM - 1733



SM - 1732



SM - 1775 **NEW**



SM - 1772 **NEW**



SM - 1773 **NEW**



SM - 1771 **NEW**



SM - 1774 **NEW**





MM - 1707



MM - 1704



MM - 1706



MM - 1708



MM - 1705



MF - 1395



MF - 1336



MM - 1703





MM - 1719



MM - 1717



SB - 1804 **NEW**



MM - 1718



MM - 1720



SB - 1806 **NEW**



SB - 1805 **NEW**






FT - 1710



FT - 1709



FT - 1712




HTR - 1619



FT - 1497



FT - 1711



HTR - 1433




HTR - 1434



HTR - 1435





TL - 1435



TL - 1434



TL - 1112



TL - 1433



TC - 1407




TC - 1408



SL - 1762 **NEW**





TV - 1688



TV - 1695



TV - 1680



TV - 1689



KP - 1639



KP - 1638



KP - 1640



KP - 1532



KP - 1395





SO - 1856

NEW



SO - 1855

NEW



SO - 1857

NEW



FO - 1680



FO - 1123



FO - 1686



PU - 1619



PU - 1780

NEW



PU - 1690






CM - 132  
EGG WHITE



CM - 250  
SUPER WHITE




CF - 203  
CHALK YELLOW




CF - 150  
BARISTA



CF - 187  
LILAC



CF - 132  
EGG WHITE



CF - 250  
SUPER WHITE




CF - 183  
BANANA



CF - 168  
ORANGE




CF - 214  
LAVENDER



CF - 117  
VANILA



CF - 129  
CHIFFON




CF - 217  
PISTA




CF - 207  
FANTA




CF - 220  
HOT PINK



CF - 117A  
ALMOND



CF - 053A  
STEEL



CF - 171  
MINT




CF - 219  
AUTUMN




CF - 158  
SORBET



CF - 209  
PEACH



CF - 053D  
FLINT



CF - 224  
POLYNESIA




CF - 234  
CARROT PUNCH



CF - 235  
NEON PINK



CF - 138  
MOCHA




CF - 184  
LEAD



CF - 212  
BLUE



CF - 226  
VODA RED



CF - 236  
WINE



CF - 229  
COUNTRY BEIGE



CF - 231  
CHOCOLATE



CF - 166  
BLUE RIDGE




CF - 109  
RED



CF - 228  
CAKCRÖT




CF - 230  
SWISS COFFEE



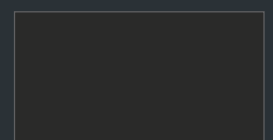
CF - 131  
COFFEE




CF - 216  
ELECTRIC BLUE




CF - 114  
INDIGO



CF - 106  
BLACK



BM - 243 **NEW**



BM - 247 **NEW**



BM - 242 **NEW**



BM - 241 **NEW**



BM - 248 **NEW**



BM - 245 **NEW**



NT - 123 **NEW**



NT - 124 **NEW**



NT - 249 **NEW**



NT - 125 **NEW**




NT - 128 **NEW**



NT - 241 **NEW**






SM - 238



SM - 243




SM - 134

NEW



SM - 120


NEW



SM - 184




SM - 242




SM - 249

NEW



SM - 119

NEW




SM - 248

NEW



SM - 239



SM - 129




SM - 535

NEW



SM - 246

NEW



SM - 126

NEW




SM - 241



SM - 534

NEW



SM - 135

NEW




SM - 244



SM - 247

NEW




SM - 132



SM - 124

NEW



PU - 132



PU - 124

NEW



PU - 250



SM - 123

NEW



PU - 246

NEW




PU - 248

NEW



PU - 129




SM - 245

NEW




PU - 053D



PU - 134

NEW



PU - 243

NEW



SM - 121

NEW



SM - 111



PU - 242

NEW




PU - 241



SM - 118

NEW



SM - 122

NEW




PU - 138



PU - 244

NEW



NL - 656 **NEW**



NL - 658 **NEW**



NL - 659 **NEW**



NL - 660 **NEW**



NL - 657 **NEW**



CC - 566 **NEW**



CV - 532



CC - 567 **NEW**






VT - 135 **NEW**



VT - 126 **NEW**



VT - 248 **NEW**



JB - 653 **NEW**



JB - 652 **NEW**



VT - 134 **NEW**




JB - 654 **NEW**



JB - 655 **NEW**





ML - 661 **NEW**



ML - 662 **NEW**



LM - 588 **NEW**



LM - 466



ML - 663 **NEW**



LM - 537



MT - 550



MT - 548





SM - 600 **NEW**



PU - 590 **NEW**



SM - 596 **NEW**



SM - 570 **NEW**



PU - 588 **NEW**



SM - 595 **NEW**



SM - 571 **NEW**



PU - 585 **NEW**





PU - 466



PU - 467



PU - 531



PU - 580 **NEW**



PU - 644 **NEW**



PU - 60



PU - 562



PU - 27



PU - 440






CO - 627 **NEW**



CO - 628 **NEW**



CO - 626 **NEW**



CO - 625 **NEW**



CO - 629 **NEW**



SD - 667 **NEW**






VO - 621 **NEW**



VO - 622 **NEW**



VO - 598 **NEW**



VO - 618 **NEW**



VO - 619 **NEW**



VO - 645 **NEW**



VO - 617 **NEW**



VO - 646 **NEW**





SD - 634 **NEW**



SD - 630 **NEW**



SD - 631 **NEW**



SD - 632 **NEW**



SD - 633 **NEW**



SP - 672 **NEW**



SP - 673 **NEW**



SP - 671 **NEW**





SK - 647 **NEW**



SK - 648 **NEW**



SK - 649 **NEW**



SK - 650 **NEW**



SK - 677 **NEW**



SK - 680 **NEW**



SK - 679 **NEW**



SK - 678 **NEW**





FM - 668 **NEW**



FM - 669 **NEW**



FM - 665 **NEW**



FM - 666 **NEW**



FM - 664 **NEW**



LO - 643 **NEW**



LO - 641 **NEW**



LO - 642 **NEW**





SM - 640 **NEW**



SM - 639 **NEW**



SM - 638 **NEW**



SM - 612 **NEW**



SM - 586 **NEW**



SM - 587 **NEW**






MV - 485A



SP - 675 **NEW**



MV - 440



SP - 674 **NEW**



SP - 676 **NEW**



SN - 547



SN - 602






KO - 564



KO - 574




KO - 575



KO - 682 **NEW**



KO - 681 **NEW**





SW - 683



SW - 48



WD - 992



WD - 132



SW - 962



EP - 998



MW - 256



MW - 255





RD - 34



RD - 35



RD - 36



RD - 37



RD - 431



RD - 430A



RD - 637 **NEW**




RD - 635 **NEW**



RD - 636 **NEW**






RD - 63



RD - 64



RD - 65




RD - 536



RD - 543



RD - 561 **NEW**



RD - 27



RD - 26



RD - 132






HRD - 980



RD - 624 **NEW**




RD - 623 **NEW**



HRD - 903



HRD - 904



HRD - 905



HRD - 559 **NEW**



HRD - 558 **NEW**



HRD - 560 **NEW**





TO - 555



TO - 553



TO - 554



TO - 501



TO - 502



TO - 503



TO - 569 **NEW**



TO - 506



TO - 507





BW - 540



BW - 538



BW - 539



BW - 565 **NEW**



JW - 59



JW - 48



JW - 60





CF - 475



CF - 474



CF - 476



CF - 470



CF - 471



CF - 487



CF - 597




CF - 813



CF - 490





CF - 611

NEW



CF - 489



CF - 610

NEW



CF - 485A



CF - 486



CF - 477



CF - 598




CF - 483



CF - 26






CF - 440



CF - 953



CF - 27



CF - 923



CF - 40



CF - 48



CF - 986



CF - 987



CF - 992






SF - 498



SF - 605



SF - 601



SF - 603



SF - 493



SF - 499



SF - 609 **NEW**



SF - 602



CF - 39





SF - 606 **NEW**



CF - 41



CF - 935



SF - 607 **NEW**




CF - 589



RTX1 - MN - 129



RTX1 - MN - 132




RTX1 - MN - 137



RTX1 - CT - 151



RTX1 - CT - 152



RTX1 - CT - 153



# ROYAL IN

CLASSY LAMINATES

**FINISH : CHIFFON  
COUNTRY MATT**  
**SIZE : 2440 x 1220 x 0.80 MM**

Most of the time, what is inside also matters rather than just what is on the outside. And to take your interior lining par excellence, Royale Touche introduces a premium range of liner laminates, the Royal In.



RN CF - 75



RN CF - 73



RN CF - 83



RN CF - 76



RN CF - 74




RN CF - 71



RN CF - 77




RN CF - 62




RN CF - 72



RN CF - 80



RN CF - 69




RN CF - 78



RN CF - 91



RN CF - 70



RN CF - 79



RN CM - 92



Luxury  
You Can  
Walk On.



ROYALÉ TOUCHÉ  
WOODEN FLOORS

A ROYALÉ TOUCHÉ PRODUCT  
MADE IN GERMANY

**EDITION 7010**



# AURASTEP SERIES

introduces engineering-led flooring with climate-adaptive insulation, precision balancing, and moisture-sealed cores. Each plank is crafted to deliver superior comfort, stability, and long-term performance.

**SUPERIOR**  
**SEVEN** **PRODUCT HIGHLIGHTS**  
Advanced Laminate  
Flooring with Integrated  
Technology.



**SONICORE**  
Reduces impact sound by **up to 22 dB** for superior acoustic control.



**AQUALOCK24**  
Delivers **24-hour water lock** & **moisture Penetration**.



**LUXELAY**  
Provides built-in **cushioning & sound absorption** for enhanced comfort.



**RADIANTSHIELD™**  
UV coating **prevents sunlight fade**, preserving long-term colour and clarity.



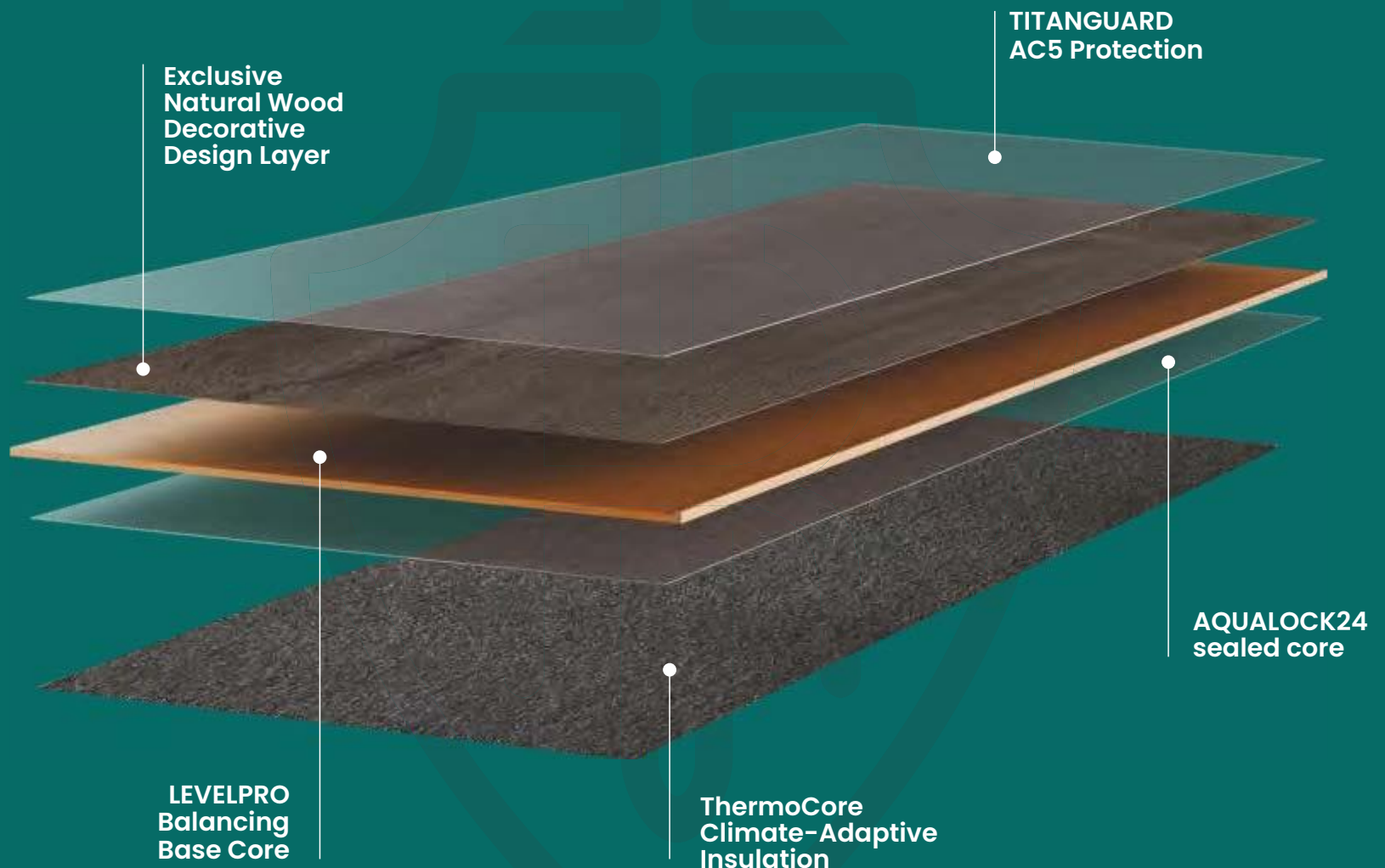
**TITANAC5**  
Delivers **AC5-level, 3× stronger scratch** and abrasion resistance.



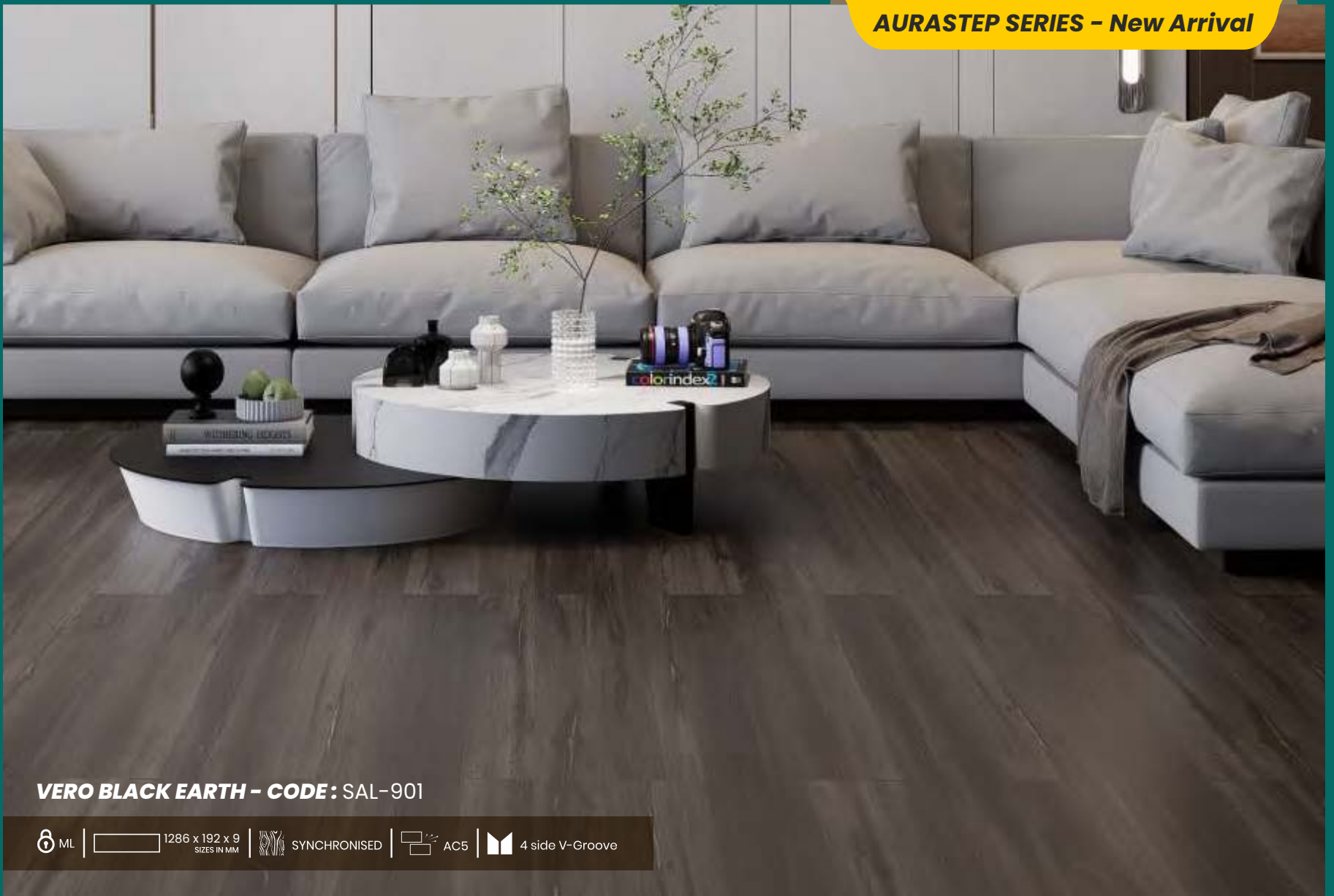
**CLIMATECORE**  
Provides thermal insulation for year-round **temperature stability**.



**LEVELPRO**  
Corrects up to **2mm sub-floor variance** for a **perfectly levelled**, stable finish.




**AURASTEP SERIES - New Arrival**



**VERO BLACK EARTH - CODE: SAL-901**

ML | 1286 x 192 x 9  
SIZES IN MM | SYNCHRONISED | AC5 | 4 side V-Groove

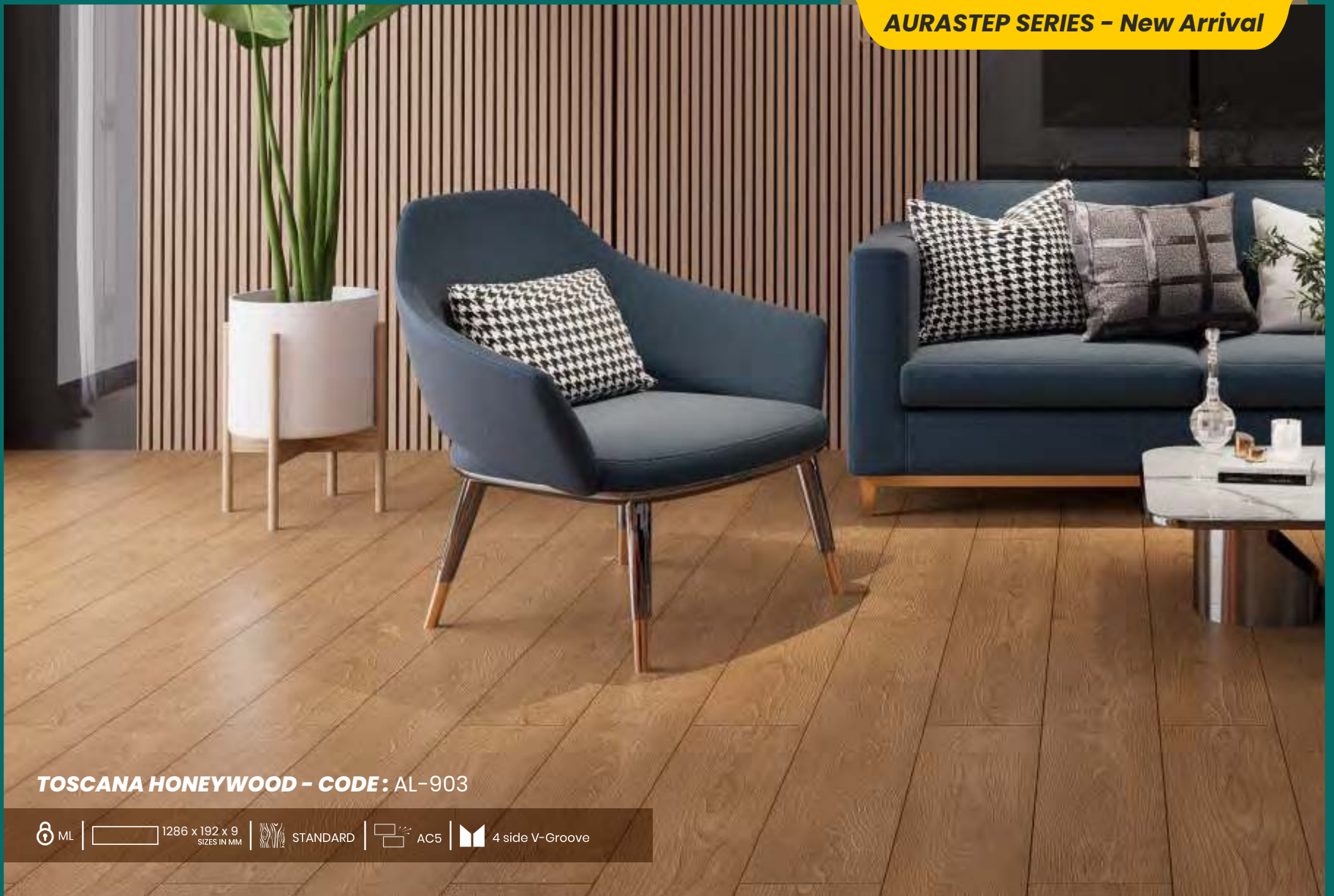
**AURASTEP SERIES - New Arrival**



**CAPO TUSCANY OAK - CODE: SAL-902**

ML | 1286 x 192 x 9  
SIZES IN MM | SYNCHRONISED | AC5 | 4 side V-Groove

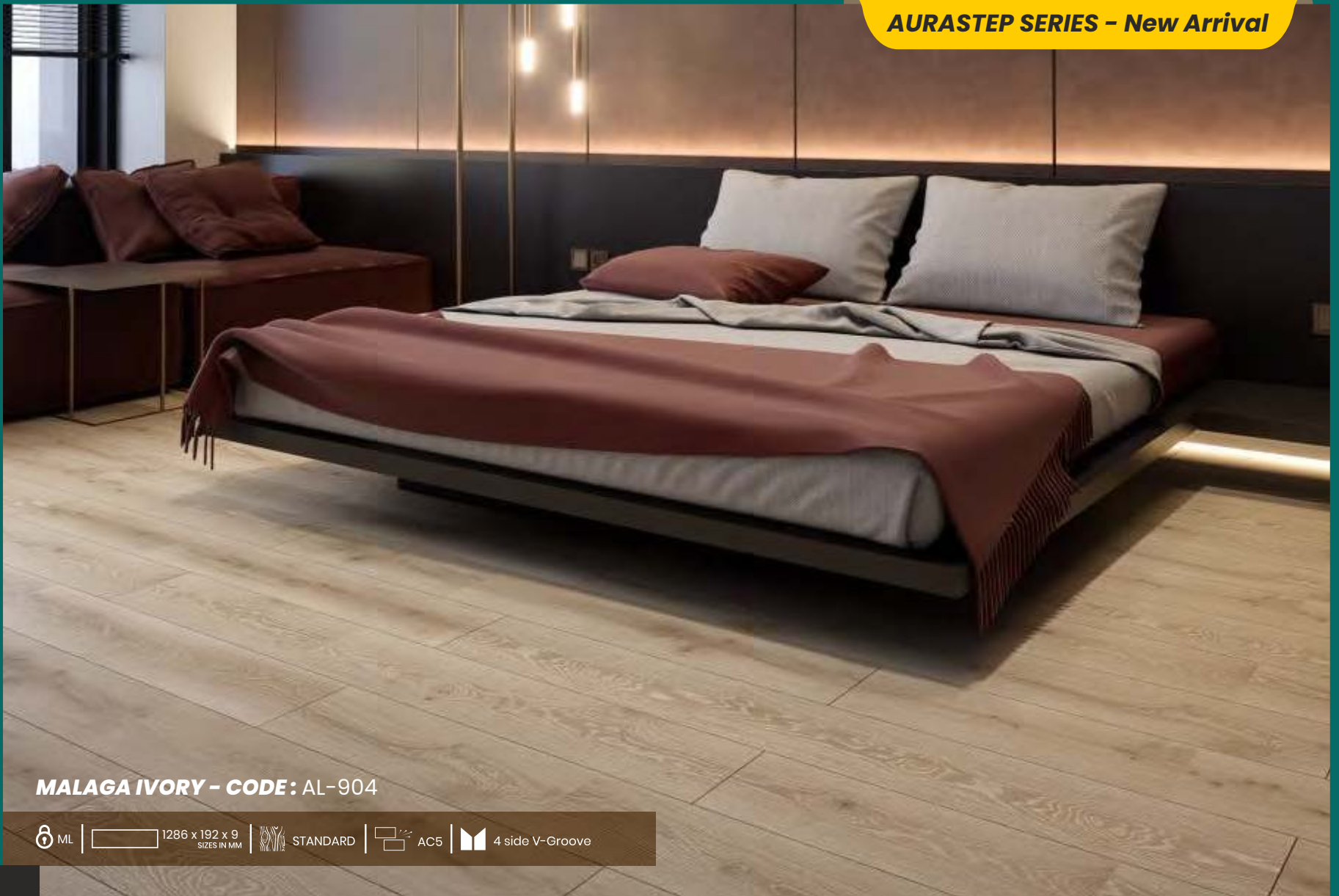
**AURASTEP SERIES - New Arrival**



**TOSCANA HONEYWOOD - CODE: AL-903**

ML | 1286 x 192 x 9  
SIZES IN MM | STANDARD | AC5 | 4 side V-Groove

**AURASTEP SERIES - New Arrival**







**MALAGA IVORY - CODE: AL-904**

ML | 1286 x 192 x 9  
SIZES IN MM | STANDARD | AC5 | 4 side V-Groove



**SORRENTO OAK - CODE: AL-905**

 ML |  1286 x 192 x 9  
SIZES IN MM |  STANDARD |  AC5 |  4 side V-Groove



### LLT - Liquid Layer Technology

Patented technology used for energy saving production of highly stable & balanced planks for a lifetime floor solution.



### MADE IN GERMANY Designed for India



### SYNCHRONISED TEXTURES

The most advanced synchronized textures bringing to life natural wood finishes.



### ISOWAXX

Patented wax protection process across all joints to prevent swelling of the flooring due to moisture.



### VARIABLE PLANK

Different plank sizes to create a majestic yet homely effect in every room type.



### MEGALOC

Adhesive free laying & dismantling system for easy installation & moving whenever required.



### V GROOVE

V Groove effect is specially colored to give the entire floor the same feel & look.



### PRODUCTION

One of the largest manufacturing lines in the world for laminate flooring under one roof.



### 24HR WATERLOCK TECHNOLOGY



### ABRASION-RESISTANT

The highest abrasion class available worldwide of AC4 and AC5 for all the floors.



### NON-FADING

Pigments with UV resistance of 6+ on the blue wool scale, assuring colour fastness for years.

## WHEN TITANS COME TOGETHER

History is created when two titans of industry cross each other's paths, and decide to walk the glory road, together.


A collaborative and creative force of such epic proportions changes the face of the industry, Beckoning a new era. Today we are at the cusp of such a phenomenon..

Royale Touche, a pioneer of luxury laminates in India, an icon with over four decades of prolific experience and expertise, joins hands with Classen, Germany one of the world's leading manufacturers of laminate flooring, to create Royale Touche Floors, the most exclusive range of wooden laminate floorings.

### Why Royale Touche Floors?

- Synchronised Textures: Gives an excellent aesthetic and natural look to the floors, making it impossible to differentiate between laminate & natural wooden floors.
- Water Lock Technology: Prevents seepage of water from joints into the HDF substrate for 24 hours thus preventing any damage and swelling of the product.
- AC5 Abrasion Rating: Provides the floor with the highest in its class abrasion protection against all normal wear & tear and keeps your floors looking new for years to come.
- Liquid Layer Technology: Provides excellent balance and protection to the underside of the product to prevent warpage and allow for even expansion and contraction of the floors.

NEW



**HERRINGBONE**  
**NATURAL COUNTRY OAK - CODE: SAH-867**

ML | 643 x 131 x 8 SIZES IN MM | SYNCHRONISED | AC5 | 4 side V-Groove

NEW



**HERRINGBONE**  
**MORROCCAN OAK - CODE: SAH-868**

ML | 643 x 131 x 8 SIZES IN MM | SYNCHRONISED | AC5 | 4 side V-Groove

NEW



**HERRINGBONE**  
**LIGHT BRAZILIAN TIMBER - CODE: SAH-869**

ML | 643 x 131 x 8 SIZES IN MM | SYNCHRONISED | AC5 | 4 side V-Groove

NEW



**DARK COUNTRY OAK - CODE: SL-870**

🔒 ML | 1285 x 192 x 8 SIZES IN MM | SYNCHRONISED | AC4 | 4 side V-Groove

NEW



**ROCCAPINA - CODE: SLW-871**

🔒 ML | 1285 x 280 x 8 SIZES IN MM | SYNCHRONISED | AC4 | 4 side V-Groove

NEW



**BORNEO TEAK - CODE: 807**

🔒 ML | 1286 x 194 x 8 SIZES IN MM | STANDARD | AC4 | No V-Groove

NEW



**AFRICAN WALNUT - CODE: 808**

🔒 ML | 1286 x 194 x 8 SIZES IN MM | STANDARD | AC4 | No V-Groove

NEW



**SMOKED ITALIAN CHERRYWOOD - CODE: 809**

 ML | 
  1286 x 194 x 8  
SIZES IN MM | 
  STANDARD | 
  AC4 | 
  No V-Groove

NEW







**AGED WOOD - CODE: 864**

 ML | 
  1285 x 192 x 8  
SIZES IN MM | 
  STANDARD | 
  AC4 | 
  4 side V-Groove

NEW








**ENGLISH WALNUT - CODE: 865**

 ML | 
  1210 x 192 x 8  
SIZES IN MM | 
  STANDARD | 
  AC4 | 
  4 side V-Groove

NEW



**HONEY OAK - CODE: 866**

 ML | 
  1210 x 192 x 8  
SIZES IN MM | 
  STANDARD | 
  AC4 | 
  4 side V-Groove



NEW

**TIAGA WALNUT - CODE: 806**

ML | 1286 x 194 x 8 SIZES IN MM | STANDARD | AC4 | No V-Groove



NEW

**LIGHT PARISIAN TIMBER - CODE: 858**

ML | 1286 x 194 x 8 SIZES IN MM | STANDARD | AC4 | 4 side V-Groove



NEW

**RUSTIC ARCTIC PINE - CODE: 859**

ML | 1286 x 194 x 8 SIZES IN MM | STANDARD | AC4 | 4 side V-Groove



NEW

**PASADENA OAK - CODE: L 860**

ML | 1286 x 160 x 8 SIZES IN MM | STANDARD | AC4 | 4 side V-Groove

NEW



**SIDNEY BLACK TEAK - CODE: SAL 861**



ML | 1285 x 192 x 8 SIZES IN MM | SYNCHRONISED | AC5 | 4 side V-Groove

NEW



**VENETIAN MOCHA - CODE: SAL 863**



ML | 1285 x 192 x 8 SIZES IN MM | SYNCHRONISED | AC5 | 4 side V-Groove



**RIDGED BRAZILIAN OAK - CODE: 802**

BEST SELLER

ML | 1286 x 194 x 8 SIZES IN MM | STANDARD | AC4 | No V-Groove



**DARK JAPANESE SEN - CODE: 804**

BEST SELLER

ML | 1286 x 194 x 8 SIZES IN MM | STANDARD | AC4 | No V-Groove





**ANTIC OAK BRAUN - CODE: 833**

**BEST SELLER**

ML | 1286 x 194 x 8 SIZES IN MM | STANDARD | AC4 | 4 side V-Groove



**TRENDING**

**TAIGA BLACK - CODE: SL-837**

ML | 1285 x 158 x 8 SIZES IN MM | SYNCHRONISED | AC4 | 4 side V-Groove



**SMOKED KNOTTY PINE - CODE: L 846**



ML | 1285 x 192 x 8 SIZES IN MM | STANDARD | AC4 | 4 side V-Groove





**EXOTIC BEACHWOOD - CODE: L 847**















ML | 1285 x 192 x 8 SIZES IN MM | STANDARD | AC4 | 4 side V-Groove




# TECHNICAL PARAMETERS

Characteristics	Test Method	Requirements
<b>General Requirements</b>		
Squareness	EN 13329	≤ 0.20 mm
Straightness	EN 13329	≤ 0.30 mm
Flatness of the elements	EN 13329	<b>Width:</b> concave ≤ 0.15% convex ≤ 0.20 % <b>Length:</b> concave ≤ 0.50 % convex ≤ 1.00 %
Openings	EN 13329	∅ ≤ 0.15 mm / max. ≤ 0.20 mm
Height difference	EN 13329	≤ 0.10 mm / max. ≥ 0.15 mm
Residual indentation 	EN ISO 24343-1	≤ 0.05 mm
Light fastness 	EN 20105-A02	grey scale level ≥ 4

Essential Characteristics		
Reaction to fire* 	EN ISO 11925-2 EN ISO 9239-1	Cfl - S1
Slip resistance* 	EN 13893	DS
Formaldehyde* 	EN 717-1	E1

Characteristics	Test Method	Requirements
<b>Classification Requirements</b>		
Castor chair resistance 	EN 425	no damage with type W after 25000 cycles
Locking strength 	ISO 24334	F10.2 ≤ 1.0 kN/m Fs0.2 ≤ 2.0 kN/m
Movement of a furniture leg 	EN 424	no damage with type 0
Resistance to staining 	EN 438	5 (group 1 and 2), 4 (group 3)
Surface soundness	EN 311	≥ 1.25 N/mm <sup>2</sup>
Wear resistance (AC4) 	EN13329	IP ≥ 4000 cycles
Wear resistance (AC5) 	EN13329	IP ≥ 6000 cycles
Impact resistance (AC4) 	EN13329	small-diameter ball ≥ 12N, large- diameter ball ≥ 750 mm
Impact resistance (AC5) 	EN13329	small-diameter ball ≥ 15N, large- diameter ball ≥ 1000 mm
Thickness swelling (AC4) 	EN13329	≥ 18%
Thickness swelling (AC5) 	EN13329	≥ 15%

## PRE-INSTALLATION PREPARATION



## CLEANING & MAINTENANCE



Scan QR Code to View Installation Video



Scan QR Code to View Cleaning & Maintenance Guide

www.royaletouche.com/woodenfloors  
Mobile: +91 93 13 807 316  
Toll Free : 1800 104 4357

**225+ STORES  
PAN INDIA**



**ROYALÉ TOUCHÉ**  

---

**WOODEN FLOORS**



**ENQUIRE NOW!**

**[www.royaletouche.com](http://www.royaletouche.com)**